

Adani Petronet (Dahej) Port Pvt. Ltd.

At. & Post : Lakhigam, Tal : Vagra, Via : Dahej.

Dist : Bharuch : 392 130,

Gujarat, India

Trade notice: AP(D)PPL/12/2020

Date: 27th Oct 2020

To,
Shipping Agents,
Dahej.


Subject: Revision in Port Dues with effect from 01st of October 2020

In accordance to the GMB notification No. GMB/T/SOPC/12(25)/2019/1797 dated 23rd of October 2020, SOPC rates have been escalated with effect from 01ST of October 2020.

Following is the Port Dues applicable with effect from 01ST of October 2020:

Port Dues for Foreign Vessels: USD 0.268 per GT per vessel call and chargeable once in 30 days. Minimum Charges of USD 1200 per vessel is applicable. Port Dues is payable per vessel call and is valid for a maximum of 30 days.

For, Adani Petronet (Dahej) Port Pvt. Ltd
Capt. Pankaj Kumar Sinha



HOD - Marine Services and Stevedoring,
Adani Petronet (Dahej) Port Pvt. Ltd.,
Cc: CEO/COO desk



GUJARAT MARITIME BOARD

(GOVERNMENT OF GUJARAT)

SAGAR BHAVAN | Sector-10/A | Chh Road | Opp. Air Force Station

Gandhinagar-382 010 | Gujarat (INDIA)

Phone : +91-79-23238346-47-48-51 | Fax : +91-79-23234704

E-mail : info@gmbports.in

GMB/T/SOPC/12(25)/2019/1797

Date: 23rd October, 2020.

Office Order

This has reference to the office order dated 15th June, 2020 and following four notifications related to the Scheduled of Port Charges issued on 08th March, 2019 vide Notifications number:

1. PT/2019/1/WKS/102016/G-396/GH1
2. PT/2019/2/WKS/102016/G-396/GH1
3. PT/2019/3/WKS/102016/G-396/GH1
4. GMB/T/SOPC/12(25)/2019/262

As per the GENERAL TERMS & CONDITIONS no 14 of above mentioned notification, the SOPC rates shall be subject to escalation by Wholesale Price Index (WPI) with effect from 1st April every financial year and same has been implemented from the 1st April, 2020 vide above mentioned office order.

A proposal was submitted to the Government for waiving of the 1% WPI based charges for the period starting from 1/10/2020 to 31/03/2021. After careful consideration of the present situation and economic condition due to COVID-19, the Government has accorded approval to the waive 1% WPI based charges for the period starting from 1st October, 2020 to 31st March, 2021 in the interest of the state and port users.

In view of above, it is hereby informed to implement revised rate as per the office order no: GMB/T/SOPC/12(25)/2019/1172 and dated 30th April, 2019 with effect from the 1st October, 2020 to 31st March, 2021. The copy of order and revised rate document is enclosed herewith for your ready reference. Further, you may kindly inform the same to all port users at your level under your jurisdiction.

The above is issued with the approval of the Government on concerned file.

Avantika Singh Aulakh (IAS)

Vice Chairman and Chief Executive Officer

Encl: As above

Copy Submitted to:

- **The Chief Secretary and Chairman, GMB**-For Kind Information please.
- **The Additional Chief Secretary, Ports and Transport Department**
 - For kind information please.

Copy for information and necessary action to

- FC cum CAO
- Chief Engineer
- Chief General Manager
- Chief Nautical Officer
- General Manager (PVT)
- General Manager (Business Development)
- All the Port Officers of GMB



GUJARAT MARITIME BOARD

(GOVERNMENT OF GUJARAT)

SAGAR BHAVAN | Sector-10/A | Chh Road | Opp. Air Force Station
Gandhinagar-382 010 | Gujarat (INDIA)
Phone : +91-79-23238346-47-48-51 | Fax : +91-79-23234704
E-mail : info@gmbports.in

GMB/T/SOPC/12(25)/2019/ 1172

Date: 29th April, 2019
30

Office Order

This has reference to the circular dated 30th March, 2019 and total four notifications related to the Scheduled of Port Charges issued on 08th March, 2019 vide Notification number:

1. PT/2019/1/WKS/102016/G-396/GH1
2. PT/2019/2/WKS/102016/G-396/GH1
3. PT/2019/3/WKS/102016/G-396/GH-1
4. GMB/T/SOPC/12(25)/2019/262

In above connection, it is to inform that as per the Point 14 of GENERAL TERMS & CONDITIONS, the SOPC rates shall be subject to escalation by Wholesale Price Index (WPI) with effect from 1st April every financial year. In this regard, the Reserve Bank of India has released the WPI data for the financial year 2018-19 on 26th April, 2019 (<https://www.rbi.org.in/Scripts/WSSViewDetail.aspx?TYPE=Section&PARAM1=15>) as per which the WPI for the financial year 2018-19 comes to 3.20%. Accordingly, the rates mentioned in above notifications are escalated/Increased by 3.20% of the notified rates with effect from 1st April, 2019. The same percentage of increase is also applicable on Water Front Royalty (WFR) rate of 2019 notification. Further, the revised rate document is enclosed herewith for ready reference and implementation.

In view of above, your office is instructed to implement the escalated/Increased rate with effect from the 1st April, 2019 and also recover the difference amount of bills which were issued as per the last revised rate as informed vide circular dated 30th March, 2019. Further, you may kindly inform the same to all port users at your level under your jurisdiction.

Mukesh Kumar (IAS)
Vice Chairman and Chief Executive Officer

Encl: As above

Copy Submitted to:

- **The Principal Secretary, Ports and Transport Department**
- For kind information please.

Copy to:

- FC CUM CAO - for information and necessary changes in accounting System.
- Chief Engineer - for Information.
- Chief General Manger - For necessary changes in POMS System.
- Chief Nautical Officer – for information
- General Manger (PVT) - for information and implementation.
- General Manager (Business Development) - for information and implementation.
- All the Port Officers of GMB - For information and implementation.


Notification No. PT/2019/1/WKS/102016/G-396/GH1

1. Port Dues

		Revised Rates with effect from 1 st April,2019	
Name of Ports	Vessels Chargeable	Highest rates of port dues leviable subject to explanation hereto	Dues how often chargeable in respect of the same vessel
		Rate per GRT in Rs./USD	
1	2	3	4
[A] MAGDALLA (SURAT) GROUP OF PORTS 1 .Magdalla (Surat)* 2 .Umergaon 3.Maroli 4.Valsad 5.Billimora 6 .Onjal 7. Kolak 8. Umarsadi 9. Vansi Borsi 10.Hazira Port Pvt Ltd (HPPL)# 11.Nargol#	(1) Foreign Vessel	USD 0.268	Once in 30 days for each vessel
	(2) Coastal Vessel	Rs. 6.306	Once in 30 days for each vessel
	(3) Sailing Vessel	Rs. 7.567	Once in 90 days for each vessel
	(4) Tug, Ferry and River Ship	Rs. 7.567	Once in 90 days for each vessel
	(5) Ships arriving at a port for loading and unloading transshipped cargo from or to daughter vessels	Rs. 33.540	Once in 30 days for each vessel
	(6) Daughter ships arriving at a port for receiving or delivering transshipped cargo from or to mother ships	Rs. 10.062	Once in 30 days for each vessel



General Manager(Project)

FC cum CAO

Notification No. PT/2019/1/WKS/102016/G-396/GH1

Name of Ports	Vessels Chargeable	Revised Rates with effect from 1 st April,2019	
		Highest rates of port dues leviable subject to explanation hereto Rate per GRT in Rs./USD	Dues how often chargeable in respect of the same vessel
1	2	3	4
[B] BHARUCH GROUP OF PORTS 1. Bharuch 2 .Bhagwa 3 .Dahej* 4 .Khambhat	(1) Foreign Vessel	USD 0.268	Once in 30 days for each vessel
	(2) Coastal Vessel	Rs. 6.306	Once in 30 days for each vessel
	(3) Sailing Vessel	Rs. 7.567	Once in 90 days for each vessel
	(4) Tug, Ferry and River Ship	Rs. 7.567	Once in 90 days for each vessel
	(5) Ships arriving at a port for loading and unloading transshipped cargo from or to daughter vessels	Rs. 33.540	Once in 30 days for each vessel
	(6) Daughter ships arriving at a port for receiving or delivering transshipped cargo from or to mother ships	Rs. 10.062	Once in 30 days for each vessel




General Manager(Project)


FC cum CAO

Notification No. PT/2019/1/WKS/102016/G-396/GH1

Name of Ports	Vessels Chargeable	Revised Rates with effect from 1 st April, 2019	
		Highest rates of port dues leviable subject to explanation hereto Rate per GRT in Rs./USD	Dues how often chargeable in respect of the same vessel
1	2	3	4
[C] BHAVNAGAR GROUP OF PORTS 1. Bhavnagar* 2. Ghogha 3. Talaja	(1) Foreign Vessel	USD 0.268	Once in 30 days for each vessel
	(2) Coastal Vessel	Rs. 6.306	Once in 30 days for each vessel
	(3) Sailing Vessel	Rs. 7.567	Once in 90 days for each vessel
	(4) Tug, Ferry and River Ship	Rs. 7.567	Once in 90 days for each vessel
	(5) Ships arriving at a port for loading and unloading transshipped cargo from or to daughter vessels	Rs. 33.540	Once in 30 days for each vessel
	(6) Daughter ships arriving at a port for receiving or delivering transshipped cargo from or to mother ships	Rs. 10.062	Once in 30 days for each vessel





General Manager(Project)


FC cum CAO

Notification No. PT/2019/1/WKS/102016/G-396/GH1

		Revised Rates with effect from 1 st April, 2019	
Name of Ports	Vessels Chargeable	Highest rates of port dues leviable subject to explanation hereto	Dues how often chargeable in respect of the same vessel
		Rate per GRT in Rs./USD	
1	2	3	4
[D] PIPAVAV GROUP OF PORTS 1.Jafrabad* 2.Mahuva 3.Pipavav Victor 4.GPPL# 5.Rajpara 6.Swan LNG Pvt Ltd#	(1) Foreign Vessel	USD 0.268	Once in 30 days for each vessel
	(2) Coastal Vessel	Rs. 6.306	Once in 30 days for each vessel
	(3) Sailing Vessel	Rs. 7.567	Once in 90 days for each vessel
	(4) Tug, Ferry and River Ship	Rs. 7.567	Once in 90 days for each vessel
	(5) Ships arriving at a port for loading and unloading transshipped cargo from or to daughter vessels	Rs. 33.540	Once in 30 days for each vessel
	(6) Daughter ships arriving at a port for receiving or delivering transshipped cargo from or to mother ships	Rs. 10.062	Once in 30 days for each vessel




General Manager(Project)


FC cum CAO

Notification No. PT/2019/1/WKS/102016/G-396/GH1

		Revised Rates with effect from 1 st April,2019	
Name of Ports	Vessels Chargeable	Highest rates of port dues leviable subject to explanation hereto	Dues how often chargeable in respect of the same vessel
		Rate per GRT in Rs./USD	
1	2	3	4
[E] VERAVAL GROUP OF PORTS 1.Veraval 2.Navabander 3.Kotda 4.Madhvad 5.Mangrol 6.Mul - Dwarka 7.Chhara#	(1) Foreign Vessel	USD 0.268	Once in 30 days for each vessel
	(2) Coastal Vessel	Rs. 6.306	Once in 30 days for each vessel
	(3) Sailing Vessel	Rs. 7.567	Once in 90 days for each vessel
	(4) Tug, Ferry and River Ship	Rs. 7.567	Once in 90 days for each vessel
	(5) Ships arriving at a port for loading and unloading transshipped cargo from or to daughter vessels	Rs. 33.540	Once in 30 days for each vessel
	(6) Daughter ships arriving at a port for receiving or delivering transshipped cargo from or to mother ships	Rs. 10.062	Once in 30 days for each vessel




General Manager(Project)


FC cum CAO

Notification No. PT/2019/1/WKS/102016/G-396/GH1

Name of Ports	Vessels Chargeable	Revised Rates with effect from 1 st April, 2019	
		Highest rates of port dues leviable subject to explanation hereto Rate per GRT in Rs./USD	Dues how often chargeable in respect of the same vessel
1	2	3	4
[F] PORBANDAR GROUP OF PORTS 1. Porbandar	(1) Foreign Vessel	USD 0.268	Once in 30 days for each vessel
	(2) Coastal Vessel	Rs. 6.306	Once in 30 days for each vessel
	(3) Sailing Vessel	Rs. 7.567	Once in 90 days for each vessel
	(4) Tug, Ferry and River Ship	Rs. 7.567	Once in 90 days for each vessel
	(5) Ships arriving at a port for loading and unloading transshipped cargo from or to daughter vessels	Rs. 33.540	Once in 30 days for each vessel
	(6) Daughter ships arriving at a port for receiving or delivering transshipped cargo from or to mother ships	Rs. 10.062	Once in 30 days for each vessel



General Manager(Project)

FC cum CAO

Notification No. PT/2019/1/WKS/102016/G-396/GH1

		Revised Rates with effect from 1 st April, 2019	
Name of Ports	Vessels Chargeable	Highest rates of port dues leviable subject to explanation hereto	Dues how often chargeable in respect of the same vessel
		Rate per GRT in Rs./USD	
1	2	3	4
[G] OKHA GROUP OF PORTS 1.Okha* 2.Rupen 3.Beyt 4.Bhogat	(1) Foreign Vessel	USD 0.268	Once in 30 days for each vessel
	(2) Coastal Vessel	Rs. 6.306	Once in 30 days for each vessel
	(3) Sailing Vessel	Rs. 7.567	Once in 90 days for each vessel
	(4) Tug, Ferry and River Ship	Rs. 7.567	Once in 90 days for each vessel
	(5) Ships arriving at a port for loading and unloading transshipped cargo from or to daughter vessels	Rs. 33.540	Once in 30 days for each vessel
	(6) Daughter ships arriving at a port for receiving or delivering transshipped cargo from or to mother ships	Rs. 10.062	Once in 30 days for each vessel



General Manager(Project)

FC cum CAO

Notification No. PT/2019/1/WKS/102016/G-396/GH1

		Revised Rates with effect from 1 st April, 2019	
Name of Ports	Vessels Chargeable	Highest rates of port dues leviable subject to explanation hereto	Dues how often chargeable in respect of the same vessel
		Rate per GRT in Rs./USD	
1	2	3	4
[H] JAMNAGAR GROUP OF PORTS 1. Bedi* (including Rozi) 2. Pindhara 3. Salaya 4. Sikka* 5. Jodiya	(1) Foreign Vessel	USD 0.268	Once in 30 days for each vessel
	(2) Coastal Vessel	Rs. 6.306	Once in 30 days for each vessel
	(3) Sailing Vessel	Rs. 7.567	Once in 90 days for each vessel
	(4) Tug, Ferry and River Ship	Rs. 7.567	Once in 90 days for each vessel
	(5) Ships arriving at a port for loading and unloading transshipped cargo from or to daughter vessels	Rs. 33.540	Once in 30 days for each vessel
	(6) Daughter ships arriving at a port for receiving or delivering transshipped cargo from or to mother ships	Rs. 10.062	Once in 30 days for each vessel




General Manager(Project)


FC cum CAO

Notification No. PT/2019/1/WKS/102016/G-396/GH1

		Revised Rates with effect from 1 st April, 2019	
Name of Ports	Vessels Chargeable	Highest rates of port dues leviable subject to explanation hereto	Dues how often chargeable in respect of the same vessel
		Rate per GRT in Rs./USD	
1	2	3	4
[I] NAVLAKHI GROUP OF PORTS 1.Navlakhi*	(1) Foreign Vessel	USD 0.268	Once in 30 days for each vessel
	(2) Coastal Vessel	Rs. 6.306	Once in 30 days for each vessel
	(3) Sailing Vessel	Rs. 7.567	Once in 90 days for each vessel
	(4) Tug, Ferry and River Ship	Rs. 7.567	Once in 90 days for each vessel
	(5) Ships arriving at a port for loading and unloading transshipped cargo from or to daughter vessels	Rs. 33.540	Once in 30 days for each vessel
	(6) Daughter ships arriving at a port for receiving or delivering transshipped cargo from or to mother ships	Rs. 10.062	Once in 30 days for each vessel



General Manager(Project)

FC cum CAO

Notification No. PT/2019/1/WKS/102016/G-396/GH1

Name of Ports	Vessels Chargeable	Revised Rates	
		Highest rates of port dues leviable subject to explanation hereto Rate per GRT in Rs./USD	Dues how often chargeable in respect of the same vessel
1	2	3	4
[J] MANDVI GROUP OF PORTS 1.Mandvi* 2.Mundra 3.GAPL# 4.Jakhau 5.Koteswar	(1) Foreign Vessel	USD 0.268	Once in 30 days for each vessel
	(2) Coastal Vessel	Rs. 6.306	Once in 30 days for each vessel
	(3) Sailing Vessel	Rs. 7.567	Once in 90 days for each vessel
	(4) Tug, Ferry and River Ship	Rs. 7.567	Once in 90 days for each vessel
	(5) Ships arriving at a port for loading and unloading transshipped cargo from or to daughter vessels	Rs. 33.540	Once in 30 days for each vessel
	(6) Daughter ships arriving at a port for receiving or delivering transshipped cargo from or to mother ships	Rs. 10.062	Once in 30 days for each vessel



[Handwritten signature]

General Manager(Project)

[Handwritten signature]

FC cum CAO

Notification No. PT/2019/2/WKS/102016/G-396/GH1

1. Pilotage Charges

Revised Rates with Effect from 1 st April,2019				
Rate per GRT	Foreign Vessels (USD)	Minimum Charges (USD)	Coastal Vessels (INR)	Minimum Charges (INR)
1	2	3	4	5
Pilot with Launch Vessel is provided by GMB				
Upto 30,000 GRT	0.268	1609.920	6.306	40248.000
More than 30,000 GRT	0.174	-	4.105	-
Pilot with Launch Vessel is not provided by GMB for pilotage, but pilotage is mandatory				
Upto 30,000 GRT	0.027	160.992	0.671	4024.800
More than 30,000 GRT	0.020	-	0.402	-
Only Pilot is provided by GMB, launch vessel is not Provide				
Upto 30,000 GRT	0.107	482.976	2.549	16099.200
More than 30,000 GRT	0.067	-	1.677	-




General Manger (Project)


FC cum CAO

Notification No. PT/2019/2/WKS/102016/G-396/GH1

2. Charges for Towage Services

Actual Rates		Revised Rates with Effect from 1 st April, 2019	
Services Provided	Unit	Foreign Vessels (USD)	Coastal Vessels (Rs.)
1	2	3	4
Towage Service by a GMB tug or launch for moving a Vessel from one part of the port to another within the inner harbour area	Per vessel per tug	442.728	20124.000
Towage Service by a GMB tug or launch for moving a Vessel from one part of the port to another including in the outer harbour area	Per vessel per tug	885.456	40248.000
Towage service by a GMB tug or launch for sailing craft or barge (other than those used for lighterage services)	Per vessel for first nautical mile or part thereof	88.545	4024.800
	Per vessel for every subsequent nautical mile or part thereof	21.465	1006.200
Towage service by a GMB tug or launch for each additional sailing vessel or barge being towed by the same tug or launch	Per vessel per nautical mile	13.416	603.720
Fee for attendance of a tug on a vessel in stream which is in distress, or under bad weather conditions or any circumstances when such attendance is considered necessary by GMB	Per day or part thereof	670.800	30186.000


General Manager (Project)





FC cum CAO

Notification No. PT/2019/3/WKS/102016/G-396/GH1

1.Landing and shipping Fees

Revised Rates with effect from 1 st April,2019						
No	Classification of Cargo	Unit	Captive Jetty with set off (INR)	Private Jetty (INR)	GMB Jetty (INR)	Captive Jetty without set off (INR)
1	2	3				
A	1.Petroleum Products & Petroleum Derivatives					
	1.Crude Oil		43.344	24.758	25.480	22.704
	2.Liquid Petroleum Products					
	I. Lubricating Oil (Fuel Oil)	T	67.080	70.702	70.785	56.760
	II. Naphtha	T	67.080	70.702	70.785	56.760
	III. Petrol	T	67.080	70.702	70.785	56.760
	IV. Petrol, LDO & SKL	T	67.080	70.702	70.785	56.760
	V. HSD	T	67.080	70.702	70.785	56.760
	VI. Caustic Lye	T	67.080	70.702	70.785	56.760
	VII. Kerosene	T	67.080	70.702	70.785	56.760
	VIII. Furnace Oil	T	67.080	70.702	70.785	56.760
	IX. Other petroleum products	T	67.080	70.702	70.785	56.760
	3. Liquid Petroleum Derivatives					
	I. Butadiene	T	83.169	62.704	70.785	70.785
	II. Butane	T	83.169	62.704	70.785	70.785
	III. VCM	T	83.169	62.704	70.785	70.785
	IV. MEG	T	83.169	62.704	70.785	70.785
	V. PVC	T	70.176	49.536	70.176	57.792
	VI. EDC	T	123.840	86.688	123.840	103.200
	VII. Paraxylene	T	83.169	62.704	70.785	70.785
	VIII. Propylene & Polypropylene	T	83.169	62.704	70.785	70.785
	IX. Ethylene	T	83.169	62.704	70.785	70.785
	X. Other Liquid Petroleum derivatives	T	83.169	62.704	70.785	70.785
	4. Liquified Gas					
	I. LPG	T	156.761	119.609	156.761	136.121
	II. LNG	T	156.761	119.609	156.761	136.121

General Manager (Project)




FC cum CAO

Notification No. PT/2019/3/WKS/102016/G-396/GH1

5. Solid Petroleum Products & Derivatives						
I. Asphalt, Bitumen and Coal tar	T	44.376	35.676	44.376	36.120	
II. Pet coke	T	39.825	31.569	35.676	34.665	
III. Other solid petroleum products and derivatives	T	71.734	58.318	70.785	63.478	
B Chemicals						
1. Solid Chemicals						
I. Chemical salt including processed edible salt, vaccum salt, iodized salt and gypsum	T	31.992	23.736	31.992	26.832	
II. Soda Ash	T	37.008	29.660	31.992	31.848	
III. Unprocessed Salt & Unprocessed Gypsum	T	23.117	20.021	23.117	22.085	
IV. All other solid chemicals which are not petroleum products or petroleum derivatives	T	58.205	44.789	58.205	49.949	
2. Liquid Chemicals						
1. Liquid Ammonia	T	84.201	67.864	79.464	70.785	
2. Liquid Phosphoric Acid	T	84.201	67.864	79.464	70.785	
3. All other liquid chemicals which are not petroleum products or petroleum derivatives	T	87.741	68.525	79.464	74.325	
C Food Grains & Food Products						
1. Food Grains and Pulses	T	30.960	21.672	28.896	23.736	
2. Fruits - fresh and dry of all sorts including dates	T	196.080	123.840	173.376	149.640	


General Manager (Project)




FC cum CAO

Notification No. PT/2019/3/WKS/102016/G-396/GH1

	3. Seeds of all sorts including castor, cotton, groundnut (decorticated or otherwise)	T	35.088	24.768	33.024	24.768
	4. Fish	T	94.965	70.589	78.432	74.325
	5. Onion	T	40.661	31.373	37.565	34.469
	6. Edible Oil (bulk)	T	58.576	48.256	56.512	50.320
	7. Edible (packed)	T	50.320	41.032	47.224	44.128
	8. Sugar	T	31.992	22.704	28.896	24.768
	9. Molasses	T	31.992	22.704	28.896	24.768
	10. Guar Gum	T	40.661	31.373	37.565	34.469
	11. All other food grains and food products	T	48.917	38.597	46.853	40.661
D	Iron & Steel and Other Metals					
	1. Sponge iron, pig iron and hot briquetted iron	T	63.406	53.086	61.920	53.086
	2. Hot Rolled and Cold Rolled	T	63.406	53.086	61.920	53.086
	3. Iron Slabs, Pipes, Plates, sheets, wires, cables, etc.	T	71.662	53.086	61.920	53.086
	4. Empty drums (Barrels)	E	24.149	22.085	25.181	23.117
	5. Scrap					
	I. Mill Scale	T	33.519	30.423	37.647	33.519
	II. Other Scrap	T	73.767	55.191	63.695	63.447
	6. All other iron & steel products and other metals	T	84.005	63.365	74.325	71.621
E	Minerals					
	1. Iron ore including fines	T	43.344	30.960	41.280	33.024
	2. Copper ore, Copper fine & Copper ore including fines	T	43.344	30.960	41.280	33.024
	3. Bauxite including calcined bauxite	T	35.088	24.768	33.024	26.832
	4. Bentonite and clay in lumps/powder	T	42.725	34.469	40.661	35.501
	5. Coal and Coke	T	43.932	33.633	35.676	35.676

General Manager (Project)



FC cum CAO

Notification No. PT/2019/3/WKS/102016/G-396/GH1

	6. Lignite	T	39.825	30.537	35.676	32.601
	7. Limestone	T	36.884	27.596	31.848	29.660
	8. Rock phosphate	T	47.833	36.481	45.769	39.577
	9. Sulphur	T	47.833	36.481	44.737	38.545
	10. Sand (other than Ballast)	T	26.120	19.928	23.891	20.960
	11. Fluorspar	T	42.312	30.960	40.248	31.992
	12. Valuable stones like marble, granite, etc. including mosaic tiles, glazed tiles, etc.	T	52.632	37.152	49.536	40.248
	13. Other stone used for construction including stone chips	T	26.120	19.928	23.891	20.960
	14. All other minerals	T	52.632	37.152	49.536	40.248
F	Machinery and parts including belting	T or T (Meas)	84.005	63.365	74.325	67.493
G	Other Dry Cargo					
	1. Fertilizers of all types	T	47.936	36.584	45.872	39.680
	2. Cement & Clinker	T	39.216	26.832	36.120	28.896
	3. Animal feed					
	I. Oil cakes & Deoiled Extractions	T	25.367	21.239	21.239	21.239
	II. All other animal feed	T	21.239	21.239	25.800	21.239
H	Containers					
	1. Reefer Containers					
	I. 40 feet loaded	E	1377.318	742.638	990.318	814.878
	II. 40 feet empty	E	363.181	309.600	412.800	218.701
	III. 20 feet loaded	E	742.772	402.212	536.372	443.492
	IV. 20 feet empty	E	183.644	101.084	132.044	111.404
	2. Other Containers					
	I. 40 feet loaded	E	1114.158	598.158	804.558	660.078
	II. 40 feet empty	E	275.461	146.461	198.061	167.101
	III. 20 feet loaded	E	567.332	309.332	443.492	350.612
	IV. 20 feet empty	E	139.268	75.284	111.404	85.604
I	Miscellaneous					
	1. Animal					
	I. Goat and Sheep	E	26.399	21.239	21.239	21.239
	II. Cows, bullocks and Buffalos	E	42.993	32.673	40.929	34.737
	III. All other animals	E	52.281	38.865	42.477	41.961

General Manager (Project)




FC

Notification No. PT/2019/3/WKS/102016/G-396/GH1

2. Ballast of all kinds, ashes & waste of streamers	T	31.373	26.213	30.341	27.245
3. Bones and Bone Meals, hides, horns and skins	T	30.960	21.672	28.896	23.736
4. Coir & Jute - Yarn, Ropes & Other Products	T	27.596	21.404	26.564	22.436
5. Raw Cotton	T	27.596	21.404	26.564	22.436
6. Textile					
I. Cotton	T	175.440	113.520	154.800	134.160
II. Woollen	T	175.440	113.520	154.800	134.160
7. Other textiles	T	206.400	134.160	185.760	154.800
8. Wood and Timber					
I. Bobbin, Plywood & other boards, logs, squares, sleepers, planks and scantlings	T or T (Meas)	57.678	47.358	55.614	49.422
II. Wood pulp/synthetic resin	T	66.966	53.550	63.870	56.646
III. Other wood and timber products	T	71.094	54.582	65.934	57.678
9. Wool					
I. Raw Wool including goat hair & its products	B	27.431	21.239	23.736	21.239
II. Waste	T or T (Meas)	27.431	21.239	23.736	21.239
10. All other goods					
I. Solid Cargo	T	65.429	47.885	61.301	53.045
II. Liquid Cargo	T	75.749	57.173	74.325	65.429
11. Project Cargo	Ad Valor em	0.33%	0.33%	0.33%	0.33%
12. Automobiles / Cars	Ad Valor em	0.33%	0.33%	0.33%	0.33%


General Manager (Project)




FC cum CAO

Notification No. PT/2019/3/WKS/102016/G-396/GH1

2. Lighterage Levy

Particular	Revised Rates with Effect from 1 st April,2019 (INR per MT)
Lighterage Levy	5.160

3. License Fees

#	Particular	Unit	Revised Rates with Effect from 1 st April,2019	
			Per Month (INR)	Per Annum (INR)
1	Tugs and Launches	Per GRT	4.025	44.273
2	Mechanized vessel plying for goods and passenger	Per vessel	536.640	5366.400
3	Non-mechanized vessel plying for goods and passenger	Per vessel	268.320	2683.200
4	Ship Chandlers/ship repair	Per chandler	5634.720	56347.200
5	Hawkers & Porters	Per hawker	160.992	1609.920
6	Clearing Agent	Per agent	-	40248.000
7	Pilot license Fees*	Per pilot	6708.000	67080.000
8	Weigh bridge license fees	Per unit	-	16099.200
9	Stevedoring license fees	Per agent	-	40248.000


General Manager (Project)




FC cum CAO

Notification No. PT/2019/3/WKS/102016/G-396/GH1

4. Waterfront Royalty

Cargo	Base	Revised Rates with Effect from 1 st April, 2019 (INR)
Solid	Per Metric Tonne	35.088
Liquid other than POL	Per Metric Tonne	66.048
POL	Per Metric Tonne	71.208
Container	Per TEU	450.984
Crude	Per Metric Tonne	25.800
Car	Per Car	0.33% ad valorem
LNG	Per Metric Tonne	153.768




General Manager (Project)


FC cum CAO

Notification No. GMB/T/SOPC/12(25)/2019/262

1. Berth hire Charges

	Revised Rates with effect from 1 st April,2019	
Rate per GRT per day	USD	INR
Foreign Vessel	0.134	-
Coastal Vessel	-	3.153

	Revised Rates with effect from 1 st April,2019	
Particular	Rate per day	Rate per Month
Other Crafts (Tug, launches, barges, dredger, ferry boats, fishing boats, sailing vessel & other harbor crafts)	3.787	94.583

Detention charges

	Revised Rates with effect from 1 st April,2019	
Rate per GRT per day	USD	INR
Foreign Vessel	0.134	-
Coastal Vessel	-	3.153



General Manager(Project)

FC cum CAO

Notification No. GMB/T/SOPC/12(25)/2019/262

2. Mooring Charges

Rate per GRT per Day	Revised Rates with effect from 1 st April,2019	
	Foreign Vessels	Coastal Vessel
	USD	INR
Vessels at SBM/SPM	0.0201	0.470
Steamers using other mooring buoys	0.013	0.322
Other Crafts(Tug, launches, barges, dredger, ferry boats, fishing boats, sailing vessel & other harbour crafts)	-	0.563

3. Anchorage Charges

Rate per GRT per Day	Revised Rates with effect from 1 st April,2019	
	USD	INR
Foreign Vessel (including vessel at anchorage for repair & ship breaking yard)	0.025	-
Coastal Vessel	-	0.604
Other Crafts (Tug, launches, barges, dredger, fishing boats, sailing vessel & other harbour crafts)	-	0.724




General Manager(Project)


FC cum CAO

Notification No. GMB/T/SOPC/12(25)/2019/262

4. Beaching Fees

Rate per GRT for 30 days	Revised Rates with effect from 1 st April,2019	
	Foreign Vessels	Coastal Vessel
	USD	INR
Sea going vessel	0.121	5.366
Other Crafts(Tug, launches, barges, dredger, sailing vessel, fishing boats & other harbour crafts)	-	5.366

Transshipment Charges

All cargo that is transshipped within port waters, but no cargo is either landed/shipped at/from the landing place shall be subject to transshipment charges of Rs. 6.708/- per tonne on the manifested quantity of the transshipped cargo. The same shall be payable in advance before the commencement of transshipment operations.

5. Godown,Shed,Platform and Open Plot Rent

Group of Ports	Revised Rates with effect from 1 st April,2019			
	Open plot	Warehouse	Shed	Platform
Jafrabad, Jamnagar & Bharuch	47.472	235.296	201.240	93.912
Navlakhi, Veraval, Magdalla, Mandvi	34.056	181.632	134.160	67.080
Bhavnagar, Porbandar & Okha	26.832	134.160	107.328	53.664


General Manager(Project)




FC cum CAO

Notification No. GMB/T/SOPC/12(25)/2019/262

Table 5.4

No.	Description	Unit	Revised Rates with effect from 1 st April,2019
1	Land for industrial and commercial purposes at all ports	Per 10 sq. mt. or part thereof, per year or part thereof	804.960
2	Land for Larry and Galla (only in case of four wheelers Galla which can change location, including tin/wooden cabin)	Per 10 sq. mt. or part thereof, per month or part thereof.	804.960
3	For hiring of land (open plot) in port premises for construction of office by port users or by shipping agents	As Above	724(monthly) 3622 (half yearly) Subject to a minimum of INR 1610
4	For hiring port quarters or buildings for office purposes		
4 (i)	For pucca construction	Per 10 sq. mt. or part thereof, per month or part thereof.	1935.000
4 (ii)	For tin construction	As above	387.000

6. Equipment Hire Charges

No.	Particular	Unit of Charges	Revised Rates with effect from 1 st April,2019 (INR)
1	Crawler hire charges	Per hour or part thereof	5634.720
2	Tug hire charges		
	Upto 200 HP	Per hour or part thereof	4024.800
	201 to 400 HP	Per hour or part thereof	5768.880
	401 to 600 HP	Per hour or part thereof	9592.440
	601 to 800 HP	Per hour or part thereof	13416.000
	801 to 1000 HP	Per hour or part thereof	17306.640
	1001 to 1500 HP	Per hour or part thereof	24148.800
	1500-2000 HP	Per hour or part thereof	37564.800
	Above 2000 HP	Per hour or part thereof	50980.800
3	Weighing Scales & weigh bridge	Per ton	6.192

General Manager(Project)



FC cum CAO

Notification No. GMB/T/SOPC/12(25)/2019/262


7. Permit Fees

Particular	Revised Rates with effect from 1 st April,2019		
	Per Day	Per Month	Per Annum
Truck, bus & lorries	134.160	2012.400	20124.000
Taxi, car, tempos, auto rickshaws & others	40.248	603.720	6037.200
Mobile cargo handling equipment (cranes, pay loader, etc.)	268.320	4024.800	40248.000
Weigh bridge user fees	10% of truck user fees		

7. Pipeline Charges

Cargo	Revised Rates with effect from 1 st April,2019
	Facility Compensation Charge (Rs/MT)
Crude	8.256
POL/LPG/Liquid Chemicals	21.672

a.Royalty: Rs. 9.39 lacs/running km/annum


General Manager(Project)




FC cum CAO

Notification No. GMB/T/SOPC/12(25)/2019/262

8. Charges for supply of Fresh Water

No.	Description	Revised Rates with effect from 1 st April,2019	
		Foreign (USD)	Coastal (Rs.)
1	Water supply per 1000 litres	10.062	221.880


9. Passenger Embarking / Disembarking Fees

No.	Description	Unit	Revised Rates with effect from 1 st April,2019 (Rs.)
1	Passenger by non - cruise liners	Per passenger each way	93.912
2	Passenger by Cruise Liners	Per passenger each way	402.480

10. Launching Fee for New Build Flotila Craft

Description	Unit	Revised Rates with effect from 1 st April,2019 (INR)
Tug/Launch		
1. Upto 500 BHP	Per Vessel	Rs. 23,220.000
2. Above 500 BHP	Per 100 BHP or Part thereof	Rs. 65,532.000
Dumb barges	Per GRT	Rs 129 per GRT with minimum of Rs. 12,900
Self-Propelled Barges	Per GRT	Rs 258 per GRT with minimum of Rs. 25,800
Fishing vessels		

General Manager(Project)



FC cum CAO

Notification No. GMB/T/SOPC/12(25)/2019/262

1. Upto 50 GRT	Per Vessel	Rs. 567.600
2. Above 50 GRT	Per Vessel	Rs. 1,032.000
Sailing Vessel	Per GRT	Rs. 113.520
Other Vessels	Per GRT subject to a minimum of 10 GRT	Rs. 237.360

11. Charges for slip way and dry dock

S.No.	Description	Unit	Revised Rates with effect from 1 st April,2019(INR)
1	Charges for slip way	Per day or part thereof	4128.000
2	Charges for dry dock	Per day or part thereof	8256.000




General Manager(Project)


FC cum CAO

