adani
Ports and Logistics

Ref No. AKBTPL/ENVCELL/2026-27/01 **Date:** 25.05.2026

To,
The Inspector General of Forest / Scientist C,
Integrated Regional Office (IRO),
Ministry of Environment, Forest and Climate Change,
Karmayogi Bhawan, Block-03, F-2 Wing, 5th Floor,
Near CH-03 Circle, Sector – 10A,
Gandhinagar, Gujarat, India – 382010.
E-mail: eccompliance-guj@gov.in, iro.gandhingr-mefcc@gov.in

Sub.: Half yearly Compliance report of Environment and CRZ Clearance for the report namely "Creation of berthing and allied facilities of Tekra near Tuna, Gujarat"

Ref:

1. Environment and CRZ clearance issued to M/s Kandla Port Trust (KPT) vide letter no. 10–10/2008-IA.III dated 01st November 2011 and transferred to M/s Adani Kandla Bulk Terminal Private Limited (AKBTPL) vide letter no. #10-10/2008-IA.III dated 10th November 2014.
2. CRZ recommendation for creation of Berthing and Allied Facilities off Tekra near tuna issued by forest and environment government of Gujarat white letter bearing number ENV-10-2009-1543-E dated 23rd June 2010

Dear Sir,

Please refer to the above cited reference for the said subject matter. In connection to the same, it is to state that copy of the compliance report for the Environmental and CRZ Clearance for the period of October 2025 to March 2026 is being submitted through soft copy (e-mail communication).
Kindly consider above submission and acknowledge.

Thank you,
Yours Faithfully,
For, **M/s Adani Kandla Bulk Terminal Pvt. Ltd.**

Adani Kandla Bulk Terminal PVT. LTD.

Vivek Singh
(COO - AKBTPL)
(Authorized Signatory)

Copy to:

1) The Director (Monitoring-IA Division), Ministry of Environment, Forests & Climate Change, Indira Paryavaran Bhawan, Jor Bagh Road, New Delhi-110003.
2) The Zonal Officer, Regional Office, CPCB – Western Region, Parivesh Bhawan, Opp. VMC Ward Office No. 10, Subhanpura, Vadodara – 390023.
3) The Member Secretary, GPCB – Head Office, Paryavaran Bhavan, Sector 10 A, Gandhi Nagar – 382010.
4) The Director, Forests & Environment Department, Block – 14, 8th floor, Sachivalaya, Gandhi Nagar – 382010.
5) The Regional Officer, Regional Office GPCB (Kutch-East), Gandhidham – 370201.
6) The Chief Engineer, Administrative Building, Kandla Port Trust, Gandhidham 370201

Adani Kandla Bulk Terminal Pvt. Ltd.
Adani Corporate House,
Shantigram, Nr. Vaishno Devi Circle,
S G Highway, Khodiyar,
Ahmedabad – 382421, Gujarat, India
CIN: U63090GJ2012PTC069305

Tel +91 79 2555 4444
Fax +91 79 2555 7177
investor.apsezl@adani.com
www.adaniports.com

Environmental and CRZ Clearance Compliance Report of



Construction of berthing & allied facilities off Tekra near Tuna, Gujarat

Of

Adani Kandla Bulk Terminal Pvt. Ltd.

For Period:

October–2025 to March–2026

Index

Sr. No.	Particulars		Page Nos.
1.	**Environment and CRZ Clearance Compliance Report**		05-12
2.	**CRZ Recommendation Compliance Report**		14-25
3.	**Annexures**		
	Annexures -1	Environment Management Cell Organogram	27
	Annexures -2	Expenditure Details on Environmental Safeguards	29
	Annexures -3	Acknowledgement Copy of Environment Statement for 2024-25	31
	Annexures -4	Details of Water Consumption and Treated Water	33
	Annexures -5	Six Monthly Environment Monitoring Report (Oct'25 to Mar'26)	35-64
	Annexures -6	Green Zone Details of Tuna Port (AKBTPL) upto March'26	66
	Annexures -7	Details of CSR activities carried out by Adani Foundation for F.Y. 2025-26	68-70

Environmental and CRZ Clearance Letter issued by MoEF & CC

Compliance to Environmental and CRZ Clearance Letter issued by MoEF&CC

Environmental and CRZ clearance was obtained by Deendayal Port Authority (DPA) [Earlier named as Kandla Port Trust (KPT)] vide MoEF&CC letter dated 01.11.2011. AKBTPL and DPA entered into concession agreement for development of the dry bulk terminal at Tuna on BOOT basis. Said clearance was then transferred to AKBTPL vide MoEF&CC letter dated 10.11.2014

Half Yearly Compliance Report (HYCR) of Environment and CRZ Clearance issued by MoEF&CC dated 1st November 2011 bearing F. No. 10-10/2008-IA-III for Construction of berthing & allied facilities off Tekra near Tuna, Gujarat.

<table>
<tr><th>Sr. No</th><th>Condition</th><th>Compliance status as on 31.03.2026</th></tr>
<tr><td>5.</td><td colspan="2">Specific Condition</td></tr>
<tr><td>(i)</td><td>"Consent for Establishment" shall be obtained from State Pollution Control Board under Air and Water Act and a copy shall be submitted to the Ministry before start of any construction work at site.</td><td>Complied.
• Consent to Establishment (CtE) and Consent to Operate (CtO) is Obtained and renewed/amended from time to time as per the progress of the project activity. Construction activities are already completed, and the project is in operation phase since 2015. The details of present in-force CTO are mentioned below.
<table><tr><th>Sr. No</th><th>Permission</th><th>Project</th><th>Ref. No./Order No.</th><th>Validity</th><th>Remarks</th></tr><tr><td>1.</td><td>CC&A Renewal</td><td>AKBTPL</td><td>AWH-139426</td><td>02.12.2029</td><td>--</td></tr></table>• Copy of the present in-force CC&A Renewal Order has already been submitted as part of HYCR (Oct-2024 to Mar-2025).</td></tr>
<tr><td>(ii)</td><td>Scientific studies shall be carried out by some expert and reputed organization like BNHS focusing among other things the marine environment in general and preservation of mangroves in particular against any possible adverse impact due to creation of the proposed facilities.</td><td>Complied.
• M/s. Gujarat Institute of Desert Ecology (GUIDE), Bhuj has conducted scientific studies for preservation and management of mangroves in May 2012. Details related to the same are already submitted as part of HYCR (Oct-14 to Mar-15) to MoEF & CC vide letter dated 11.05.2015 and there is no further change.
• Further, a study to ascertain tidal flushing in mangroves around the project area of the dry bulk terminal at Tuna was carried through GUIDE, Bhuj in April 2014 when construction activities were ongoing. Details related to the same were already submitted as part of HYCR (Oct-2016 to Mar-2017).
• Further, in order to understand the impacts of the existing project activity on marine ecology, a study was carried out through GUIDE. Details related to the same were already submitted as part of HYCR (Oct-2016 to March-2017).</td></tr>
</table>

Half Yearly Compliance Report (HYCR) of Environment and CRZ Clearance issued by MoEF&CC dated 1st November 2011 bearing F. No. 10-10/2008-IA-III for Construction of berthing & allied facilities off Tekra near Tuna, Gujarat.

Sr. No	Condition	Compliance status as on 31.03.2026
		• It may be noted that GUIDE is one of the authorized agencies of Forest & Environment dept. Govt. of Gujarat.
(iii)	Proponent shall explore the possibilities of plantation of mangrove in the entire mud flat areas and submit the action plan to the Ministry prior to the commencement of the activity.	**Being Complied.** • Based on the scientific studies for preservation and management of mangroves in May 2012 carried out by GUIDE it was suggested to DPA to carry out mangrove plantation in 500 ha. area. • As agreed, AKBTPL has already completed Mangrove plantation in 250 ha area at Sach Sayeda bet. Balance 250 ha. Mangrove plantation shall be carried out by DPA. • Monitoring report prepared by GUIDE for mangrove plantation in 250 ha carried out at Sach Saida bet is submitted as part of HYCR (Oct-14 to Mar-15) to MoEF & CC vide letter dated 11.05.2015.
(iv)	The dredge material shall be reused for low level rising whenever possible and excess shall be dumped into sea at the designated dumping areas identified based on mathematical model studies.	**Complied.** • As per the study carried by IIT-Chennai, the dredge material is not suitable for reclamation/low level rising. • Capital dredging was completed by DPA during the construction phase and the dredge material was disposed by DPA at a location identified by M/s. CWPRS, Pune in their study report. • No dredging activities are carried out during Compliance Period of Oct-25 to Mar-26.
(v)	Though the project proponent has carried out EIA for individual components and it were examined by the committee before the issue of clearance, it is suggested that proponent shall update and submit a comprehensive EMP for the whole project and submit to the Ministry and Regional Office of the Ministry at Bhopal prior to commencement of the activity.	**Complied.** • EMP was updated by AKBTPL and submitted to DPA. DPA has submitted the same vide letter dated 03.12.2013 to MoEF&CC as part of compliance report. • Further, said EMP was also submitted by AKBTPL as a part of HYCR (Oct-14 to Mar-15) to MoEF&CC vide letter dated 11.05.2015 and there is no further change.

Half Yearly Compliance Report (HYCR) of Environment and CRZ Clearance issued by MoEF&CC dated 1st November 2011 bearing F. No. 10-10/2008-IA-III for Construction of berthing & allied facilities off Tekra near Tuna, Gujarat.		
Sr. No	**Condition**	**Compliance status as on 31.03.2026**
(vi)	The project proponent shall set up environmental management cell for effective implementation of the stipulated environmental safeguards under the supervision of a Senior Executive.	**Complied.** • AKBTPL have a dedicated Environment Management Cell with qualified manpower for implementation of environmental safeguards and management. • The site environment team directly reports to the Site Head. Further, the site Environment Cell continuously remains in loop with Corporate Environment Cell. The Environment Management Cell Organogram is attached as **Annexure – 1**.
(vii)	The funds earmarked for environmental management plan shall be included in the budget and this shall not be diverted for any other purpose.	**Complied.** • Environmental Management Plan is in place and the funds earmarked (budgeted separately for each financial year) are being utilized for effective implementation of environmental safeguards and environment monitoring. All the expenses related to Environment Management Plan are recorded in advanced accounting system of the organization. • Expenditure on environmental safeguards (including horticulture) for the period of Apr-25 to Mar-26 is approx. INR 140.91 Lakh out of a Budgeted Amount of INR 172.18 Lakh. Please refer **Annexure – 2** for further details.
6	**General Condition**	
(i)	Appropriate measures must be taken while undertaking digging activities to avoid any likely degradation of water quality.	**Complied.** • Construction activities of the project are completed in March 2015. • The project is now in operation phase and No digging activities were carried out during the compliance period from Oct-25 to Mar-26.
(ii)	Full support shall be extended to the officers of this Ministry/Regional Office at Bhopal by the project proponent during inspection of the project for monitoring purposes by furnishing full details and action plan including action taken reports in	**Complied.** • AKBTPL is always extending full support to the regulatory authorities during their visit to the project site. • Details related to the last visit of Scientist 'D', MoEF&CC, from Regional Office, Bhopal, were submitted as a part of HYCR (Oct-2016 to Mar-2017).

Half Yearly Compliance Report (HYCR) of Environment and CRZ Clearance issued by MoEF&CC dated 1st November 2011 bearing F. No. 10-10/2008-IA-III for Construction of berthing & allied facilities off Tekra near Tuna, Gujarat.

Sr. No	Condition	Compliance status as on 31.03.2026
	respect of mitigation measures and other environmental protection activities.	
(iii)	A six-monthly monitoring report shall need to be submitted by the project proponent to the Regional Office of this Ministry at Bhopal regarding the implementation of the stipulated conditions.	**Complied.** • A soft copy of last HYCR including results of monitoring data for the period of Apr-25 to Sep-25 was submitted through e-mail to IRO MoEF&CC Gandhinagar, Head Office of MoEF&CC @ New Delhi, Zonal Office of CPCB @ Baroda, GPCB @ Gandhinagar & Gandhidham and Dept. of Forests & Environment, Gandhinagar vide letter dated 28.11.2025. The HYCR is also uploaded on Adani Ports & SEZ (APSEZ) website https://www.adaniports.com/Downloads as well as on MoEF&CC Parivesh Portal. • Please refer below for the details regarding past six HYCR submissions.
(iv)	Ministry of Environment & Forests or any other competent authority may stipulate any additional conditions or modify the existing ones, if necessary, in the interest of environment and the same shall be complied with.	**Point Noted.** • All applicable conditions (if any) stipulated by the Ministry in the interest of environment will be complied.
(v)	The Ministry reserves the right to revoke this clearance if any of the conditions stipulated are not	**Point Noted.**

Sr No.	Compliance period	Date of submission
1	Oct'22 to Mar'23	23.05.2023
2	Apr'23 to Sep'23	30.11.2023
3	Oct'23 to Mar'24	29.05.2024
4	Apr'24 to Sep'24	30.11.2024
5	Oct'24 to Mar'25	30.05.2025
6	Apr'25 to Sep'25	28.11.2025

Half Yearly Compliance Report (HYCR) of Environment and CRZ Clearance issued by MoEF&CC dated 1st November 2011 bearing F. No. 10-10/2008-IA-III for Construction of berthing & allied facilities off Tekra near Tuna, Gujarat.

Sr. No	Condition	Compliance status as on 31.03.2026
	complied with the satisfaction of the Ministry.	• During the last compliance verification visit as mentioned in the sr. no ii of General Conditions above, there was no non-compliance observed.
(vi)	In the event of a change in the project profile or change in the implementation agency, a fresh reference shall be made to the Ministry of Environment and Forests.	**Complied.** • Details related to transfer of EC/CRZ clearance in the name of AKBTPL have been submitted as a part of HYCR (Oct-14 to Mar-15) to MoEF & CC vide letter dated 11.05.2015.
(vii)	The project proponent shall inform the Regional Office as well as the Ministry, the date of financial closure and final approval of the project by the concerned authorities and date of start of land development work.	**Complied.** • DPA has informed about the financial closure vide their letter no. EG/WK /4604(EC)/562 dated 26.12.2012. There is no further change.
(viii)	A copy of the clearance letter shall be marked to concern Panchayat /local NGO, if any, from whom any suggestion /representation have been made, received while processing the proposal.	• Condition is not applicable to AKBTPL.
(ix)	State Pollution Control Board shall display a copy of the clearance letter at the Regional Office, District Industries Centre and Collector's Office/ Tehsildar's office for 30 days.	• Condition is not applicable to AKBTPL.
7	These stipulations would be enforced among others under the provisions of Water (Prevention and Control of Pollution) Act 1974, the Air (Prevention and Control of Pollution) Act 1981, the Environment (Protection) Act, 1986, the Public Liability (Insurance) Act, 1991 and EIA Notification, 1994 including the	**Complied.** • Permissions under the applicable rules and acts mentioned are already obtained. Please refer point no. i of specific conditions for further details.

Half Yearly Compliance Report (HYCR) of Environment and CRZ Clearance issued by MoEF&CC dated 1st November 2011 bearing F. No. 10-10/2008-IA-III for Construction of berthing & allied facilities off Tekra near Tuna, Gujarat.

Sr. No	Condition	Compliance status as on 31.03.2026
	amendments and rules made thereafter.	
8	All other statutory clearances such as the approvals for the storage of diesel from Chief Controller of Explosives, Fire Department, Civil Aviation Department, Forest Conservation Act, 1980, Wildlife (Protection) Act, 1972 etc shall be obtained as applicable by the project proponents from the respective competent authorities.	**Not Applicable.** • The permissions from the authorities mentioned in the condition are not applicable to this project.
9	The project proponent shall advertise in at least two local newspapers widely circulated in the region, one of which shall be in the vernacular language informing that the project has been accorded Env. Clearance and copies of clearances letters are available with the State Pollution Control Board and may also be seen on the website of the Ministry of Environment and Forests at http://www.envfor.nic.in. The advertisement should be made within 10 days from the date of receipt of the Clearance letter and a copy of the same should be forwarded to RO of this Ministry at Bhopal.	**Complied.** • DPA has published advertisement regarding accordance of the Environmental and CRZ clearance within 10 days from the date of receipt of the Clearance letter in two local newspapers (Aaj Kal and Divya Bhaskar) and copy of the same was submitted to the Regional office, MoEF&CC Bhopal by DPA vide letter no. EG/WK/4604(EC)/1036 dated 25.11.2011.
10	Environmental Clearance is subject to final order of the Hon'ble Supreme Court of India in the matter of Goa Foundation Vs. Union of India in Writ Petition	• Noted and same will be complied based on further directions given by concerned authorities in this regard.

Half Yearly Compliance Report (HYCR) of Environment and CRZ Clearance issued by MoEF&CC dated 1st November 2011 bearing F. No. 10-10/2008-IA-III for Construction of berthing & allied facilities off Tekra near Tuna, Gujarat.		
Sr. No	**Condition**	**Compliance status as on 31.03.2026**
	(Civil) No. 460 of 2004 as may be applicable to this project.	
11	Status of compliance to the various stipulated environmental conditions and environmental safeguards will be uploaded by the project proponent in its website.	**Complied.** • Please refer Point No. iii (Main Point 6 – General Condition).
12	A copy of clearance letter shall be sent by the proponent to concern Panchayat, Zila Parishad/Municipal Corporation, Urban Local Body and the Local NGO, if any from whom suggestions / representations, if any, were received while processing the proposal. The clearance letter shall also be put on the website of the company by the proponent.	**Complied.** • Clearance letter is uploaded on APSEZ website: https://www.adaniports.com/Downloads
13	The proponent shall upload the status of compliance of the stipulated EC conditions, including results of monitored data on their website and shall update the same periodically. It shall simultaneously be sent to the Regional Office of MoEF, the respective Zonal Office of CPCB and the SPCB.	**Complied.** Please refer Above point no. 11 of General conditions
14	The environmental statement for each financial year ending 31st March in Form –V as is mandated to be submitted by the project proponent to the concerned State Pollution Control Board as prescribed under the Environmental (Protection) Rules, 1986 as amended subsequently,	**Complied.** • Environment Statement for FY 2024–25 has already been submitted to GPCB vide letter no. AKBTPL/ENV/ENVSTATEMENT/2024-25 dated 20.09.2025 and copy of the same is attached as **Annexure – 3**. Environment Statement for FY 2025–26 will be submitted to GPCB on or before the due date as specified in the prescribed rules.

Half Yearly Compliance Report (HYCR) of Environment and CRZ Clearance issued by MoEF&CC dated 1st November 2011 bearing F. No. 10-10/2008-IA-III for Construction of berthing & allied facilities off Tekra near Tuna, Gujarat.		
Sr. No	**Condition**	**Compliance status as on 31.03.2026**
	shall also be put on the website of the company along with the status of compliance of EC conditions and shall also be sent to the respective Regional Offices of MoEF by e-mail.	• The Environment Statement Compliance Report is also uploaded on APSEZ website: https://www.adaniports.com/Downloads

Compliance to CRZ Recommendation Letter Issued by Forest and Environment Department, Govt. of Gujarat

Half yearly Compliance report of CRZ Recommendation for creation of Berthing and Allied Facilities off Tekra near Tuna issued by Forest and Environment, Govt. of Gujarat vide letter bearing no. ENV-10-2009-1543-E dated 23rd June, 2010

Sr. No	Condition	Compliance
1	The provisions of the CRZ notification of 1991 and subsequent amendments issued from time to time shall be strictly adhered to by the KPT. No activity in contradiction to the provisions of the CRZ Notification shall be carried out by the KPT.	**Complied.** • All activities were completed in line with the CRZ Notification 1991 and its subsequent amendment.
2	No dredging reclamation or any other project related activities shall be carried out in the CRZ area categorized as CRZ I (i) and it shall have to be ensured that the mangroves habitats and other ecologically important and significant areas, if any, in the region are not affected due to any of the project activities.	**Complied.** • Construction of the project is completed in March 2015. All construction activities were carried out as per the environmental and CRZ clearance granted vide MoEF&CC letter dated 01.11.2011. • All necessary precautions such as allowing free flow of water in the mangrove areas, waste management as per the applicable laws, treatment of sewage, dust suppression measures etc. are taken to ensure that the mangroves habitats and other ecologically important and significant areas in the region are not affected due to any of the project activities.
3	The KPT shall participate financially for installing and operating the Vessel Traffic Management System in the Gulf of Kutch and shall also take lead in preparing and operational sing the Regional Oil Spill Contingency plan in the Gulf of Kutch.	**Complied.** • M/s Kandla Port Trust contributed an amount of INR 41.25 Crores for installing and operating VTMS in Gulf of Kutch. Information was submitted to MoEF&CC as part of HYCR (Apr-2014 – Sep-2014) vide letter dated 13.11.2014. • Please refer condition No.15 regarding Oil spill Contingency Plan. • Regional Level Pollution Response exercise "SWACHCHH SAMUDRA-NW 2019" was carried out by Indian Coast Guard on 18.12.2019. All participants from various Oil Handling Agencies and Stakeholders (ICG, GMB Port, DPA

Half yearly Compliance report of CRZ Recommendation for creation of Berthing and Allied Facilities off Tekra near Tuna issued by Forest and Environment, Govt. of Gujarat vide letter bearing no. ENV-10-2009-1543-E dated 23rd June, 2010

Sr. No	Condition	Compliance
		Vadinar, IOCL, RIL, NAYARA Energy, BORL, ESBTL Salaya, APSEZL, HMEL, GSFC, PCB, Forest Dept., Customs, Fisheries & DPA Kandla) have participated in this exercise.
4	The KPT shall strictly ensure that no creeks or rivers are blocked due to any activity at Kandla.	**Complied.** • No rivers are present at the project site. 3 Bridges and 8 culverts have been provided with total cost of INR 2.01 Crores to allow free flow of water through creeks. • Further, a study to ascertain tidal flushing in mangroves around the project area of the dry bulk terminal at Tuna was carried through GUIDE, Bhuj in April 2014 when construction activities were ongoing. An outcome of that study is all water parameters are well within prescribed limit and no gross contamination could be discerned showing that the costal water in and around the jetty is clean and unpolluted. Also observed spatial variations in zooplankton density, composition was normal and no events negatively influencing the zooplankton community was noticed during the study. Details related to the same were already submitted as a part of HYCR (Oct-2016 to Mar-2017). The conditions as mentioned in the report are maintained.
5	Mangrove plantation in an area of 1000 ha. Shall be carried out by the KPT within 5 years in a time bound manner on Gujarat coastline either within or outside the Kandla Port Trust area and six-monthly compliance reports along with the satellite images shall be submitted to	**Complied.** • AKBTPL being BOOT operator, DPA requested AKBTPL to carry out mangrove plantation in 250 ha area. As agreed, AKBTPL has completed Mangrove plantation in 250 ha area at Sach Saida bet. For further information

Half yearly Compliance report of CRZ Recommendation for creation of Berthing and Allied Facilities off Tekra near Tuna issued by Forest and Environment, Govt. of Gujarat vide letter bearing no. ENV-10-2009-1543-E dated 23rd June, 2010		
Sr. No	**Condition**	**Compliance**
	Ministry of Environment and Forests as well as to this department without fail.	regarding mangrove plantation activity, please refer reply to specific condition no ii and iii of the Environmental and CRZ clearance letter above.
6	No activities other than those permitted by the competent authority under the CRZ Notification shall be carried out.	**Complied.** • All activities were completed in line with the CRZ Notification and its subsequent amendment. •
7	No ground water shall be tapped for any purpose during the proposed expansion/modernization activities.	**Complied.** • AKBTPL does not draw any ground water for the water requirement. Present source of water for various operation activities is Gujarat Water Infrastructure Limited (GWIL). Average Water consumption for the period Oct-25 to Mar-26 was 1107.11 KLD. Average Wastewater received was 9.01 KLD & Treated water was 7.33 KLD for the period Oct-25 to Mar-26. Please refer **Annexure – 4** for further details.
8	All necessary permission from different Government Departments/ agencies shall be obtained by the KPT before commencing the expansion activities.	**Not applicable at present** • All construction activities are completed in March 2015. No expansion activities are carried out. All necessary permissions will be obtained in future before commencing the expansion activities. • However, an application for carrying out additional capital dredging in the existing approach channel, berth pockets and turning circles (in order to handle capsize vessels, not to expand the approved project activity) to obtain Environment and CRZ clearance is in process with the MoEF&CC. The said activity will be carried out only after obtaining the requisite permissions.

Half yearly Compliance report of CRZ Recommendation for creation of Berthing and Allied Facilities off Tekra near Tuna issued by Forest and Environment, Govt. of Gujarat vide letter bearing no. ENV-10-2009-1543-E dated 23rd June, 2010

<table>
<tr><th>Sr. No</th><th>Condition</th><th>Compliance</th></tr>
<tr><td>9</td><td>No effluent or sewage shall be discharged into the sea/creek or in the CRZ area and it shall be treated to conform to the norms prescribed by the Gujarat Pollution Control Board and would be reused/recycled within the plant premises.</td><td>Complied.
• No effluent is generated at the project site.
• Avg. 9.01 KLD of sewage generated during the period of Oct'25 to Mar'26 is treated in 25 KLD capacities STP based on FAB technology and treated water Avg. 7.33 KLD is used for horticulture purpose within plant premises after achieving permissible limits prescribed by GPCB.
• Third party analysis of the treated water is being carried out Twice in a month by NABL and MoEF&CC accredited agency namely M/s. Pollucon Laboratories Pvt. Ltd. Summary of the same for duration from Oct'25 to Mar'26 is mentioned below.
<table><tr><th>Parameter</th><th>Unit</th><th>Max</th><th>Min</th><th>Ave.</th><th>Perm. Limit*</th></tr><tr><td>pH</td><td>-</td><td>7.93</td><td>7.45</td><td>7.73</td><td>5.5-9.0</td></tr><tr><td>TSS</td><td>mg/L</td><td>17.35</td><td>11.68</td><td>14.59</td><td>20</td></tr><tr><td>BOD (5 Days @ 20 °C)</td><td>mg/L</td><td>9.23</td><td>3.84</td><td>6.69</td><td>10</td></tr><tr><td>COD</td><td>mg/L</td><td>39.82</td><td>15.36</td><td>27.98</td><td>50</td></tr><tr><td>Total Nitrogen</td><td>mg/L</td><td>3.24</td><td>1.97</td><td>2.37</td><td>10</td></tr><tr><td>Fecal Coliform</td><td>MPN/ 100 ml</td><td>220</td><td>70.00</td><td>128.08</td><td><1000</td></tr></table>*as per CC&A granted by GPCB'
• Please refer Annexure – 5 for detailed analysis reports. Total Expenditures of the Environment Monitoring for the period (Apr'25 to Mar'26) are INR 8.42 Lakh.</td></tr>
<tr><td>10</td><td>All the recommendations and suggestions given by the NIOT in their Comprehensive Environment Impact Assessment report for conservation /protection and</td><td>Complied.
• The EMP prepared by NIOT in the EIA report was updated by AKBTPL (based on the condition mentioned in the EC and CRZ clearance) and submitted to DPA.</td></tr>
</table>

Half yearly Compliance report of CRZ Recommendation for creation of Berthing and Allied Facilities off Tekra near Tuna issued by Forest and Environment, Govt. of Gujarat vide letter bearing no. ENV-10-2009-1543-E dated 23rd June, 2010

Sr. No	Condition	Compliance
	betterment of environment shall be implemented strictly by the KPT.	DPA has submitted the same vide letter dated 03.12.2013 to MoEF&CC as part of compliance report. All the measures mentioned in the updated EMP prepared by AKBTPL are implemented for environment protection.
11	The construction and operation activities shall be carried out in such a way that there is no negative impact on mangroves and other coastal/marine habitats. The construction activities and dredging shall be carried out only under the constant supervision and guidelines of the NIOT.	**Complied.** • All construction and operation activities are carried out meticulously to ensure that there is no negative impact on mangroves and other coastal / marine habitats. Please refer to Sr. no. ii and iii of the specific conditions of the EC and CRZ clearance above for further details. • Construction activities have been completed in March 2015 based on the NIOT recommendations. During construction phase capital dredging was carried out by DPA and the dredge material was disposed at a location identified by M/s. CWPRS, Pune in their study report. • No digging activities were carried out during the period from Oct'25 to Mar'26.
12	The KPT shall contribute financially for any common study or project that may be proposed by this Department for environmental management/ conservation / improvement for the Gulf of Kutch.	• Noted and same will be complied on receipt of such recommendations from concerned authorities.
13	The construction debris and/or any other type of waste shall not be disposed-off into the sea, creek or in the CRZ areas. The debris shall be removed from the construction site immediately after construction is over.	**Complied.** • Construction of the project is completed in March 2015.
14	The construction camps shall be located outside the CRZ area, and the	**Complied.**

Half yearly Compliance report of CRZ Recommendation for creation of Berthing and Allied Facilities off Tekra near Tuna issued by Forest and Environment, Govt. of Gujarat vide letter bearing no. ENV-10-2009-1543-E dated 23rd June, 2010

Sr. No	Condition	Compliance
	construction labour shall be provided with the necessary amenities, including sanitation, water supply and fuel and it shall be ensured that the environmental conditions are not deteriorated by the construction labours.	• Construction of the project was completed in March 2015 and during construction of the project AKBTPL have provided necessary amenities like sanitation, water supply and fuel to the construction labours. AKBTPL have also ensured that environmental conditions are not deteriorated by the construction labours during the construction activities.
15	The KPT shall regularly update its Local Oil Spill Contingency and Disaster Management Plan in consonance with the National Oil Spill and Disaster Contingency Plan and shall submit the same to the MoEF, GOI and this Department after having it vetted through the Indian Coast Guard.	**Complied.** • DPA is already having updated Disaster Management Plan as well as Oil Spill Contingency Plan. • DPA has also executed MoU with oil companies i.e. IOCL, HPCL, BPCL etc. for setting up of their Tier I facility for combating Oil Spill at Kandla. • Necessary action will be taken by AKBTPL in consultation with DPA to combat emergency situations.
16	The KPT shall bear the cost of the external agency that may be appointed by this Department for supervision/ monitoring of proposed activities and the environmental impacts of proposed activities.	• Noted and same will be complied on receipt of such recommendations from concerned authorities.
17	The KPT shall take up massive greenbelt development activities in and around Kandla and also within the KPT limits.	**Complied.** • Plantation activity is an on-going process. As part of the same, greenbelt within and along the periphery of the back-up area is being developed on regular basis. • Approx. 9.06 ha area is developed till Mar'26 as greenbelt so far with various types of trees (Approx. 23584 nos.). Please refer **Annexure – 6** for further details regarding greenbelt

Half yearly Compliance report of CRZ Recommendation for creation of Berthing and Allied Facilities off Tekra near Tuna issued by Forest and Environment, Govt. of Gujarat vide letter bearing no. ENV-10-2009-1543-E dated 23rd June, 2010		
Sr. No	**Condition**	**Compliance**
		development. Total expenditure of the horticulture/greenbelt development for the period of Apr'25 to Mar'26 is INR 60.0 Lakh out of the allocated amount of INR 63.0 Lakh for the period of FY 2025-26.
18	The KPT shall have to contribute financially for taking up the socio-economic upliftment activities in this region in consultation with the Forest and Environment Department and the District Collector/District Development Officer.	**Complied.** • Adani Foundation is the CSR wing of Adani group. All CSR activities are planned out at Tuna by Adani Foundation (AF). AF works in the following five main areas: 1. Education 2. Community Health 3. Sustainable livelihood 4. Rural Infrastructure Development 5. Skill Development • Various activities related to above mentioned areas are being carried out on regular basis for socio-economic up liftmen of surrounding villages by Adani Foundation. Details of the activities carried out are shared with FOKIA (Federation of Kutch Industries Association). Total expenditures of the CSR activities are INR 66.03 Lakh for the period of Apr'25 to Mar'26. Please refer **Annexure – 7** for further details.
19	A separate budget shall be earmarked for environmental management and socio-economic activities and details thereof shall be furnished to this Department as well as the MoEF, GoI. The details with respect to the expenditure from this budget head shall also be furnished.	**Complied.** • Main constituents of the Environmental Management Plan are Environmental Monitoring; Greenbelt Development; Mangrove Plantation; Maintaining Bridges/ Culverts for protection of Creeks; Treatment and Disposal of wastes; mechanization of operations etc.

Half yearly Compliance report of CRZ Recommendation for creation of Berthing and Allied Facilities off Tekra near Tuna issued by Forest and Environment, Govt. of Gujarat vide letter bearing no. ENV-10-2009-1543-E dated 23rd June, 2010

<table>
<tr><th>Sr. No</th><th>Condition</th><th>Compliance</th></tr>
<tr><td></td><td></td><td>• Approximately INR 140.91 Lakh is spent during the period (Apr'25 to Mar'26) for various activities mentioned here. Please refer to Annexure – 2 for details related to Environmental Expenditures and Annexure – 7 for Expenditures related to CSR activities.</td></tr>
<tr><td>20</td><td>A separate environmental management cell with qualified personnel shall be created for environmental monitoring and management during construction and operational phases of the project.</td><td>Complied.
• AKBTPL has environment management cell with qualified manpower for implementation of environmental safeguards and management. The Environment Cell continuously remains in loop with Corporate Environment Cell. The Environment Management Cell Organogram is attached as Annexure – 1.</td></tr>
<tr><td>21</td><td>An Environmental report indicating the changes, if any, with respect to the baseline environment quality in the coastal and marine environment shall be submitted every year by the KPT to this Department as well as to the MoEF, GoI.</td><td>Complied.
• Ambient Air Quality (twice in a week), and Noise (4 times in a month) level monitoring at 4 locations and marine water and sediment monitoring (once in a month) at 2 locations are being carried out by NABL and MoEF&CC accredited agency namely M/s. Pollucon Laboratories Pvt. Ltd. Summary of the same for duration from Oct'25 to Mar'26 is mentioned below.
AAQM and noise sampling locations: 4 Locations
<table>
<tr><th>Para meter</th><th>Unit</th><th>Max</th><th>Min</th><th>Avg.</th><th>Perm. Limit*</th></tr>
<tr><td>PM_{10}</td><td>µg/m³</td><td>94.52</td><td>40.86</td><td>67.23</td><td>100</td></tr>
<tr><td>$PM_{2.5}$</td><td>µg/m³</td><td>53.46</td><td>15.35</td><td>34.25</td><td>60</td></tr>
<tr><td>SO_2</td><td>µg/m³</td><td>26.30</td><td>6.23</td><td>15.09</td><td>80</td></tr>
<tr><td>NO_2</td><td>µg/m³</td><td>44.35</td><td>14.17</td><td>26.79</td><td>80</td></tr>
<tr><th>Noise</th><th>Unit</th><th>Leq Max</th><th>Leq Min</th><th>Leq Avg.</th><th>Leq Perm. Limit*</th></tr>
<tr><td>Day Time</td><td>dB(A)</td><td>74.0</td><td>50.4</td><td>62.24</td><td>75</td></tr>
</table></td></tr>
</table>

Half yearly Compliance report of CRZ Recommendation for creation of Berthing and Allied Facilities off Tekra near Tuna issued by Forest and Environment, Govt. of Gujarat vide letter bearing no. ENV-10-2009-1543-E dated 23rd June, 2010

Sr. No	Condition	Compliance

Night-time	dB(A)	56.8	46.1	50.65	70

* As per NAAQ standards, 2009 (IS 9876/IS 9989)
* As per CC&A granted by GPCB

Marine water sampling locations: 2 Nos.

Parameter	Unit	Surface		
		Max	Min	Average
pH	--	8.31	7.93	8.10
TDS	mg/L	37924	35476	36461
TSS	mg/L	141.00	73.00	106.00
BOD (3 Days @ 27 oC)	mg/L	4.79	3.18	4.07
DO	mg/L	5.85	5.45	5.70
Salinity	ppt	36.24	34.26	35.20
COD	mg/L	19.46	13.74	16.85

ND* - NOT DETECTED

Parameter	Unit	Bottom		
		Max	Min	Average
pH	--	8.37	8.07	8.18
TDS	mg/L	38276	35912	36923.67
TSS	mg/L	198.00	89.00	132.17
BOD (3 Days @ 27 oC)	mg/L	4.90	3.46	4.04
DO	mg/L	6.00	5.60	5.85
Salinity	ppt	36.68	34.78	35.59
COD	mg/L	19.82	14.73	16.36

ND* - NOT DETECTED

Sediment sampling locations: 2 Nos.

Parameter	Unit	Sediment		
		Max	Min	Average
Organic Matter	%	0.832	0.572	0.725
Phosphorus as P	µg/gm	802	364	538
Aluminium as Al	%	5.76	3.96	4.79
Total Chromium as Cr+3	µg/gm	63.28	25.16	45.23
Manganese as Mn	µg/gm	813	437	628.83
Iron as Fe	%	4.93	3.97	4.37
Nickel as Ni	µg/gm	63.24	9.12	45.33
Copper as Cu	µg/gm	63.59	21.73	44.81
Zinc as Zn	µg/gm	87.20	59.24	71.47
Lead as Pb	µg/gm	LTAR	LTAR	LTAR
Mercury as Hg	µg/gm	LTAR	LTAR	LTAR

LTAR* - Lower than Accreditation Range (<1.0)

- Please refer **Annexure – 5** for detailed analysis reports. Approx. INR 8.42 Lakh is spent for all Environmental Monitoring

Half yearly Compliance report of CRZ Recommendation for creation of Berthing and Allied Facilities off Tekra near Tuna issued by Forest and Environment, Govt. of Gujarat vide letter bearing no. ENV-10-2009-1543-E dated 23rd June, 2010		
Sr. No	**Condition**	**Compliance**
		activities during the period from Apr'25 to Mar'26.
22	The KPT shall have to contribute financially to support the National Green Corps Scheme being implemented in the Gujarat by GEER Foundation, Gandhinagar, in consultation with Forest and Environment Department.	**Complied.** • National Green Corps Scheme is being implemented by GEER foundation. AKBTPL requested GEER foundation to provide details of the program and financial assistance required so that necessary support may be provided. Further to the communication from GEER foundation, various activities were carried out on 21 March, International Day of Forests in 2014, at a school in Rampar, under National Green Corps. Details regarding the same were submitted as part of the compliance period Oct' 13 to Mar'14. Support will be extended to GEER foundation for any such activities in future.
23	A six-monthly report on compliance of the conditions mentioned in this letter shall have to be furnished by the KPT on a regular basis to this Department/MoEF, GOI.	**Complied.** For further details, please refer point no. iii (Main Point No. 6 – General Condition).
24	The KPT before commencing any activity, at the location under the consideration, shall have the latest CRZ map prepared through one of the authorized agencies and the map shall have land use features within the area of 5 km radius from the location along with the HTL and LTL and CRZ boundary and inland if any or mangroves area shall be used for the proposed development.	**Complied.** • CRZ map including land features prepared by institute of Remote sensing, Anna University, Chennai is already submitted by DPA to MoEF&CC vide letter no. EG/WK/4604 (EC)/146 dated 14.02.2012.
25	The entire jetty and approach shall be constructed on piles to ensure the free flow of water and that no creeks are blocked in any way.	**Complied.** • As per the Environmental/ CRZ clearance obtained from MoEF&CC approach road of 2 km is constructed on rubble mound

Half yearly Compliance report of CRZ Recommendation for creation of Berthing and Allied Facilities off Tekra near Tuna issued by Forest and Environment, Govt. of Gujarat vide letter bearing no. ENV-10-2009-1543-E dated 23rd June, 2010		
Sr. No	**Condition**	**Compliance**
		and 1.7 km approach road below low water line is constructed on piles. The entire jetty is constructed on piles. Bridges are constructed at three creeks and box/piped culverts are placed with total cost of INR 2.01 crores at various locations to allow free flow of water. • Photographs of the same are already submitted as part of half yearly compliance report (Oct-14 to Mar-15) to MoEF & CC vide letter dated 11.05.2015 and there is no further change.
26	The KPT shall create a full-fledged and environmental cell for implementation of the Environment Management Programme and monitoring of the environmental parameters/post project monitoring.	**Complied.** • Please refer above point no. (vi) of Specific conditions.
27	The KPT shall have to take up in-situ biodiversity conservation project for mangroves at least in 5 ha. of area in addition to plantation of mangrove in 1000 ha.	**Complied.** • 5 ha in-situ biodiversity conservation project for mangroves is carried out at Sach Saida bet (location identified by DPA). M/s GUIDE has prepared a final report of the same. Details related to the same are already submitted (as part of half yearly compliance report Apr-2017 to Sep-2017.
General conditions		
28	A separate budget shall be earmarked for environmental management and socio-economic activities and details thereof shall be furnished to this Department as well as the MoEF, GoI. The details with respect to the expenditure from this budget head shall also be furnished.	**Complied.** • Please refer point no. 19 above for the reply to this condition.

Half yearly Compliance report of CRZ Recommendation for creation of Berthing and Allied Facilities off Tekra near Tuna issued by Forest and Environment, Govt. of Gujarat vide letter bearing no. ENV-10-2009-1543-E dated 23rd June, 2010		
Sr. No	**Condition**	**Compliance**
29	Any other condition that may be stipulated by this Department from time to time for environment protection /management purpose shall also have to be complied with by the KPT.	Agreed.

Annexure- 1

Environment Management Cell Organogram

adani
Ports and Logistics

Organogram of Environment Management Cell, AKBTPL, Tuna

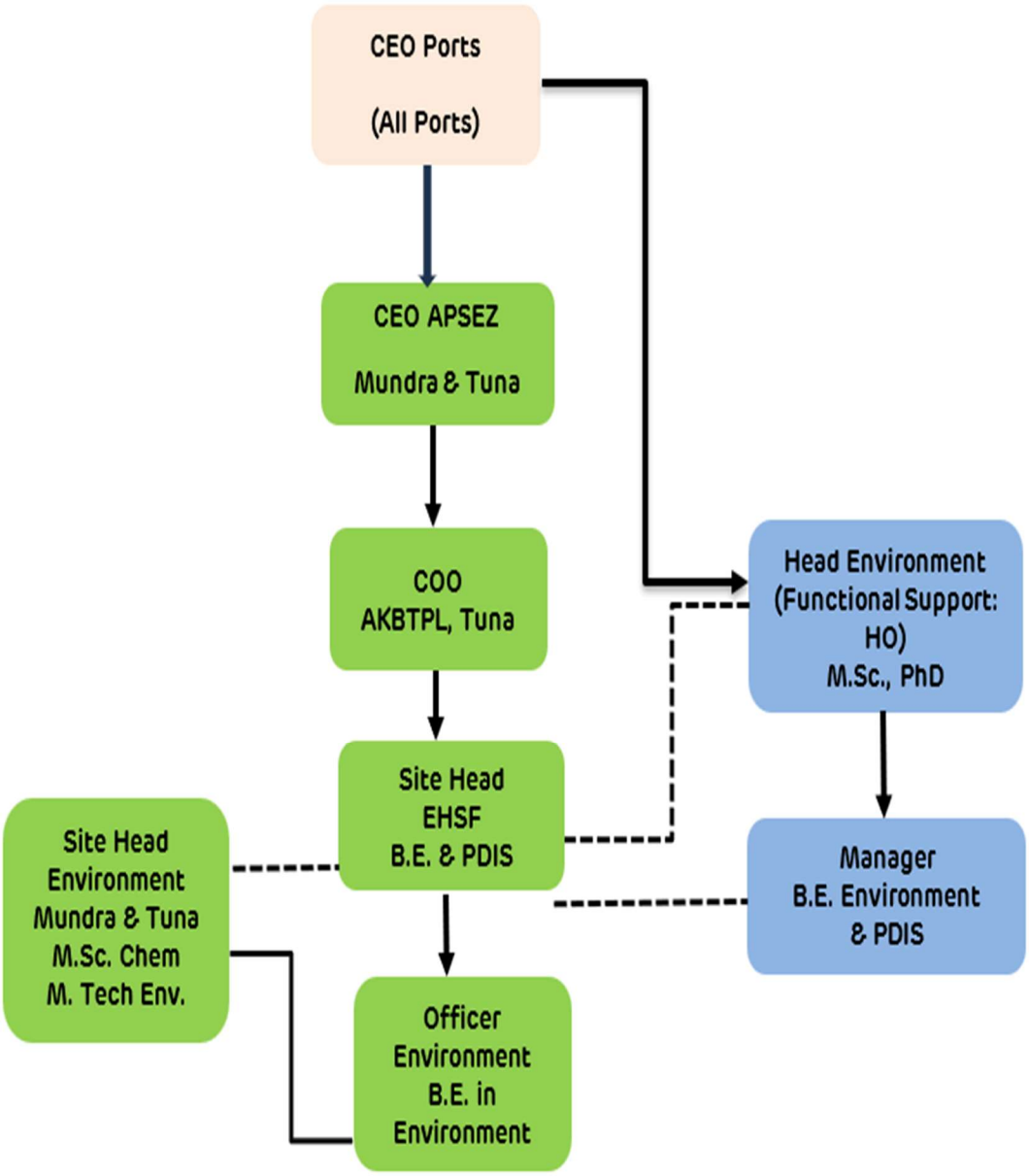

Annexure- 2

Expenditure Details on Environmental Safeguards for F.Y. 2025-26

adani Ports and Logistics	Adani Kandla Bulk Terminal Pvt. Ltd.-Tuna	From: Oct'25 To : Mar'26

Status of the Conditions stipulated in Environment and CRZ Clearance

Sr. No.	Activity ~~of~~	Cost incurred (INR in Lacs)			Budgeted Cost (INR in Lacs)
		F.Y. 2023 - 24	F.Y. 2024 – 25	F.Y. 2025 – 26	F.Y. 2025 - 26
1.	Environmental Monitoring	13.77	9.04	8.42	11.00
2.	Environment Days Celebration, Awareness Program, Award Application	1.90	1.31	2.12	3.60
3.	Greenbelt development	40.90	40.25	60.00	63.00
4.	Treatment and Disposal of Bio-medical Waste	1.45	1.17	1.22	1.23
5.	Hazardous/Non-Hazardous waste management & Disposal	12.86	8.66	8.04	9.80
6.	O&M of sewage treatment plant and OWC plant	12.90	0.45	0.44	6.75
7.	Dust Suppression Activities	261.58	90.70	60.67	70.00
8.	Maintenance of conveyor belt.	355.88	0.00	0.00	0.00
9	Expenditure of Environment Dept. (Apart from above line items)	0.00	7.31	0.00	6.80
Total		**701.24**	**158.89**	**140.91**	**172.18**

Annexure- 3

Acknowledgement Copy of Environment Statement for 2024-25

O/C

adani Ports and Logistics

PCB ID: 46110

AKBTPL/ENV/ENVSTATEMENT/2024-25 Date: 20.09.2025

To,

The Member Secretary,
Gujarat Pollution Control Board,
Paryavaran Bhavan,
Sector 10-A,
Gandhinagar – 382 010.

Sub: Environmental Statement for the Financial Year ending 31st March 2025 for **M/s Adani Kandla Bulk Terminal Pvt Ltd (AKBTPL)**

Ref: PCB ID: 46110, Consent Order No. AWH – 139426, Date of issue: 04.01.2025, Valid upto: 02.12.2029

Dear Sir,

With reference to the above mentioned subject and reference, please find enclosed Environmental Statement in Form-V prescribed under Rule 14 of the Environment (Protection) Rules 1986, for M/s. Adani Kandla Bulk Terminal Pvt Ltd, Village: Tuna, Taluka: Anjar, Dist.: Kutch for the financial year ending 31st March 2025.

Thanking you,
Yours faithfully,
For, **Adani Kandla Bulk Terminal Pvt. Ltd.**

Adani Kandla Bulk Terminal Pvt. Ltd.

Authorised Signatory
Vivek Singh
(COO-AKBTPL)

Encl: As above

Copy to:
The Regional Officer,
Regional Office (East – Kutch),
Gujarat Pollution Control Board,
Gandhidham, Kutch – 370201.

22/09/25
Gujarat Pollution Control Board
Head Office
Sector No.-10-A,
Gandhinagar-382010

Adani Kandla Bulk Terminal Pvt. Ltd.
Adani Corporate House,
Shantigram, S G Highway
Ahmedabad 382 421
Gujarat, India
CIN: U63090GJ2012PTC069305

Tel +91 79 2555 4444
Fax +91 79 2555 7177
www.adaniports.com

Registered Office: Adani Corporate House, Shantigram, Nr. Vaishno Devi Circle, S.G. Highway, Khodiyar, Ahmedabad – 382421, Gujarat, India

Annexure- 4

Details of Water Consumption and Treated Water

adani Ports and Logistics	Adani Kandla Bulk Terminal Pvt. Ltd.-Tuna	From: Oct'25 To : Mar'26

Status of the Conditions stipulated in Environment and CRZ Clearance

Water Consumption Details (Oct'25 to Mar'26)			
Month	**Domestic (KL)**	**Industrial (KL)**	**Total (KL)**
October-25	381	32113	32494
November-25	295	33297	33591
December-25	396	36217	36613
January-26	401	30300	30701
February-26	273	28448	28721
March-26	281	39092	39373
Total	**2027**	**199467**	**201493**
Avg. Per Day	**11.14**	**1095.97**	**1107.11**

Details of Domestic Sewage Received & Treated Water Discharge (Oct'25 to Mar'26)		
Month	**Sewage Received (KL)**	**Treated Water Discharge (KL)**
October-25	326	256
November-25	218	179
December-25	327	271
January-26	343	286
February-26	223	178
March-26	202	162
Total	**1639**	**1332**
Avg. Per Day	**9.01**	**7.33**

Annexure- 5

Six Monthly Environment Monitoring Report (Oct'25 to Mar'26)

POLLUCON LABORATORIES PVT. LTD.

Environmental Auditors, Consultants & Analysts.
Cleaner Production / Waste Minimization Facilitator

Recognised by MoEF, New Delhi Under Sec. 12 of Environmental (Protection) Act-1986

"ENVIRONMENTAL MONITORING REPORT"

FOR

ADANI KANDLA BULK TERMINAL PRIVATE LIMITED.
KANDLA, KUTCH.

OCTOBER 2025 TO MARCH 2026

H. T. Shah
Lab Manager

POLLUCON LABORATORIES PVT. LTD. SURAT-7

Dr. Arun Bajpai
Lab Manager (Q)

POLLUCON LABORATORIES PVT. LTD.

Environmental Auditors, Consultants & Analysts.
Cleaner Production / Waste Minimization Facilitator

Recognised by MoEF, New Delhi Under Sec. 12 of Environmental (Protection) Act-1986

METHODS AND EQUIPMENTS USED FOR SAMPLING AND ANALYSIS

SR. NO.	Monitoring Details	Equipments Used	Sampling and Analysis Method
1	Ambient Air Quality Monitoring	RDS, FDS, Gaseous Attachment with Impinger	CPCB Guideline / IS:5182
2	Noise Monitoring	Noise Meter	IS 9876 / IS 9989
3	Sea Water Monitoring	Depth Sampler	IS:3025 / APHA / USEPA / ASTM
4	Sea Sediment Monitoring	Grab Sampler	CPCB Guideline / IS / APHA / USEPA / ASTM
5	Drinking Water Analysis	Sealed & Sterile Bottle	IS:10500:2012
6	Sewage water Analysis	Sealed & Sterile Bottle	APHA / IS:3025
7	Stack Monitoring	Stack Monitoring Sampler / Kit	IS:11255 / NDIR Gas Analyzer
8	Dump Pond Discharge	Sealed & Sterile Bottle	APHA / IS:3025
9	Wind Rose Diagram	Online Weather Station	Wind Rose Plotting Software

H. T. Shah
Lab Manager

POLLUCON LABORATORIES PVT. LTD. SURAT-7

Dr. Arun Bajpai
Lab Manager (Q)

POLLUCON LABORATORIES PVT. LTD.

Environmental Auditors, Consultants & Analysts.
Cleaner Production / Waste Minimization Facilitator

Recognised by MoEF, New Delhi Under Sec. 12 of Environmental (Protection) Act-1986

NATIONAL AMBIENT AIR QUALITY STANDARDS DATED 16TH NOV.2009, CPCB NEW DELHI.

SR. NO.	TEST PARAMETER	UNIT	Concentration in ambient air	Method Of Measurement
1	Particulate Matter (PM_{10})	$\mu g/m^3$	100	IS:5182 (Part 23)
2	Particulate Matter ($PM_{2.5}$)	$\mu g/m^3$	60	CPCB guidelines for AAQM (Vol. I, NAAQMS/36/2012-13)
3	Sulphur Dioxide (SO_2)	$\mu g/m^3$	80	IS:5182 (Part 2)
4	Oxides of Nitrogen (NO_2)	$\mu g/m^3$	80	IS:5182 (Part 6)

NS#: Not Specified, ** National Ambient Air Quality Standards Dated: 18/11/2009 as per Central Pollution Control Board, New Delhi.

H. T. Shah
Lab Manager

POLLUCON LABORATORIES PVT. LTD. SURAT-7

Dr. Arun Bajpai
Lab Manager (Q)

POLLUCON LABORATORIES PVT. LTD.

Environmental Auditors, Consultants & Analysts.
Cleaner Production / Waste Minimization Facilitator

Recognised by MoEF, New Delhi Under Sec. 12 of Environmental (Protection) Act-1986

TABLE NO. 1 RESULTS OF AAQM FOR NEAR SUB STATION -1 [OCTOBER 2025 TO MARCH 2026]

Sr. No.	Date of Sampling	Particulate Matter (PM_{10}) (µg/m³)	Particulate Matter ($PM_{2.5}$) (µg/m³)	Sulphur Dioxide (SO_2)(µg/m³)	Oxides of Nitrogen (NO_2) (µg/m³)
1	02/10/2025	71.23	35.45	14.63	21.55
2	06/10/2025	52.34	29.11	7.55	18.67
3	09/10/2025	70.13	37.53	9.66	22.44
4	13/10/2025	66.54	34.78	11.67	27.52
5	16/10/2025	58.37	24.36	16.69	25.29
6	20/10/2025	67.54	31.82	6.51	23.86
7	23/10/2025	50.28	28.40	8.37	20.27
8	27/10/2025	45.58	17.52	15.30	28.57
9	30/10/2025	56.91	26.69	13.38	24.43
10	03/11/2025	65.48	31.78	10.93	20.93
11	06/11/2025	72.82	34.53	16.71	26.20
12	10/11/2025	61.18	30.44	8.26	15.36
13	13/11/2025	71.82	35.62	14.38	17.83
14	17/11/2025	80.34	42.41	12.94	27.34
15	20/11/2025	57.04	25.61	9.57	21.23
16	24/11/2025	76.35	39.33	7.80	14.61
17	27/11/2025	49.87	22.73	13.43	25.31
18	01/12/2025	54.52	27.61	16.33	22.51
19	04/12/2025	61.34	32.20	11.21	25.20
20	08/12/2025	44.26	22.35	6.52	14.31
21	11/12/2025	50.23	25.44	10.24	30.41
22	15/12/2025	60.37	29.40	15.40	20.10
23	18/12/2025	52.47	19.31	7.21	24.50
24	22/12/2025	65.44	35.45	14.29	21.79
25	25/12/2025	48.62	18.60	9.54	16.49
26	29/12/2025	58.75	34.53	18.59	28.51
27	01/01/2026	69.44	32.40	7.66	21.25
28	05/01/2026	56.35	27.02	14.77	16.88
29	08/01/2026	64.15	33.53	11.46	24.62
30	12/01/2026	40.86	16.35	9.56	14.46
31	15/01/2026	73.17	35.41	18.53	22.44
32	19/01/2026	47.83	21.85	10.46	17.54
33	22/01/2026	57.56	30.90	8.30	23.43
34	26/01/2026	63.56	26.94	16.27	18.24
35	29/01/2026	55.51	22.73	13.23	15.24
36	02/02/2026	70.28	23.60	8.82	14.76
37	05/02/2026	63.18	36.53	6.43	24.36
38	09/02/2026	57.73	28.15	10.71	16.44
39	12/02/2026	52.22	22.60	17.56	31.15
40	16/02/2026	44.72	17.52	9.63	18.95
41	19/02/2026	58.41	29.11	14.15	28.42
42	23/02/2026	67.21	32.40	12.70	17.96
43	26/02/2026	62.72	27.61	18.50	27.77
44	02/03/2026	57.22	21.23	15.87	22.22
45	05/03/2026	62.43	31.82	9.20	18.61
46	09/03/2026	52.45	29.15	7.60	15.67
47	12/03/2026	47.63	20.14	14.14	24.29
48	16/03/2026	58.62	15.76	11.24	20.43
49	19/03/2026	71.76	33.53	13.58	16.86
50	23/03/2026	55.34	26.94	17.32	32.34
51	26/03/2026	49.25	19.48	12.27	28.26
52	30/03/2026	56.37	27.73	8.59	30.23

H. T. Shah
Lab Manager

POLLUCON LABORATORIES PVT. LTD. SURAT-7

Dr. Arun Bajpai
Lab Manager (Q)

POLLUCON LABORATORIES PVT. LTD.

Environmental Auditors, Consultants & Analysts.
Cleaner Production / Waste Minimization Facilitator

Recognised by MoEF, New Delhi Under Sec. 12 of Environmental (Protection) Act-1986

TABLE NO. 2 RESULTS OF AAQM FOR STARTING OF PILE APPROACH [OCTOBER 2025 TO MARCH 2026]

Sr. No.	Date of Sampling	Particulate Matter (PM_{10}) (µg/m³)	Particulate Matter ($PM_{2.5}$) (µg/m³)	Sulphur Dioxide (SO_2)(µg/m³)	Oxides of Nitrogen (NO_2) (µg/m³)
1	02/10/2025	80.62	40.22	23.47	32.23
2	06/10/2025	63.42	37.92	16.51	29.52
3	09/10/2025	83.56	41.27	12.70	26.83
4	13/10/2025	74.65	36.34	18.42	34.54
5	16/10/2025	62.48	28.19	11.02	28.68
6	20/10/2025	77.57	48.53	20.22	33.63
7	23/10/2025	70.21	42.35	13.98	25.61
8	27/10/2025	65.48	25.44	21.49	30.76
9	30/10/2025	61.37	31.58	15.39	35.12
10	03/11/2025	75.57	36.96	12.47	29.35
11	06/11/2025	59.23	30.45	18.60	32.35
12	10/11/2025	74.64	42.10	21.53	22.38
13	13/11/2025	84.08	46.86	11.50	33.54
14	17/11/2025	89.18	49.20	20.24	31.42
15	20/11/2025	73.51	37.51	23.57	34.53
16	24/11/2025	81.32	44.52	15.49	23.64
17	27/11/2025	60.37	32.24	17.54	28.42
18	01/12/2025	67.87	39.14	14.19	28.20
19	04/12/2025	81.92	45.19	9.12	22.81
20	08/12/2025	61.21	31.74	19.32	31.59
21	11/12/2025	55.66	28.11	17.53	36.51
22	15/12/2025	77.24	40.64	13.38	29.81
23	18/12/2025	66.34	36.42	8.59	21.41
24	22/12/2025	76.57	34.50	21.19	30.31
25	25/12/2025	68.41	37.42	18.18	24.60
26	29/12/2025	84.01	46.53	20.77	34.20
27	01/01/2026	76.45	35.46	10.17	23.74
28	05/01/2026	68.43	40.31	20.23	26.35
29	08/01/2026	78.22	45.36	14.19	33.33
30	12/01/2026	64.85	36.84	12.63	27.80
31	15/01/2026	82.67	46.32	21.55	36.57
32	19/01/2026	67.17	38.55	15.72	31.41
33	22/01/2026	84.35	43.60	17.60	28.26
34	26/01/2026	77.55	34.58	13.86	35.77
35	29/01/2026	72.24	41.56	19.14	29.86
36	02/02/2026	82.72	44.36	15.36	20.37
37	05/02/2026	70.43	30.53	11.30	33.33
38	09/02/2026	63.24	33.62	16.84	28.28
39	12/02/2026	58.91	20.55	20.78	23.48
40	16/02/2026	67.13	32.16	12.43	26.36
41	19/02/2026	83.25	45.69	21.59	24.75
42	23/02/2026	75.84	35.38	10.34	31.89
43	26/02/2026	69.33	31.91	19.57	22.13
44	02/03/2026	62.04	33.37	17.53	36.05
45	05/03/2026	88.88	46.36	13.28	24.95
46	09/03/2026	69.21	29.65	15.31	29.42
47	12/03/2026	73.43	43.65	10.30	33.40
48	16/03/2026	65.63	31.37	14.46	23.95
49	19/03/2026	80.37	44.23	16.29	27.02
50	23/03/2026	71.11	36.71	20.37	34.62
51	26/03/2026	64.34	25.69	18.17	30.43
52	30/03/2026	70.35	28.99	12.45	32.47

H. T. Shah
Lab Manager

POLLUCON LABORATORIES PVT. LTD. SURAT-7

Dr. Arun Bajpai
Lab Manager (Q)

POLLUCON LABORATORIES PVT. LTD.

Environmental Auditors, Consultants & Analysts.
Cleaner Production / Waste Minimization Facilitator

Recognised by MoEF, New Delhi Under Sec. 12 of Environmental (Protection) Act-1986

TABLE NO. 3 RESULTS OF AAQM FOR SOUTH WEST CORNER AT PUMP HOUSE [OCTOBER 2025 TO MARCH 2026]

Sr. No.	Date of Sampling	Particulate Matter (PM_{10}) (µg/m³)	Particulate Matter ($PM_{2.5}$) (µg/m³)	Sulphur Dioxide (SO_2)(µg/m³)	Oxides of Nitrogen (NO_2) (µg/m³)
1	02/10/2025	76.32	37.84	18.57	26.22
2	06/10/2025	54.33	25.34	11.56	23.03
3	09/10/2025	64.58	33.46	7.58	18.55
4	13/10/2025	58.21	30.35	12.53	28.84
5	16/10/2025	49.52	20.74	14.60	17.13
6	20/10/2025	57.17	35.48	10.99	21.31
7	23/10/2025	63.46	38.42	6.94	15.17
8	27/10/2025	56.34	21.57	13.50	19.41
9	30/10/2025	50.31	24.55	9.51	30.47
10	03/11/2025	55.06	21.28	16.41	24.51
11	06/11/2025	50.34	19.21	8.40	20.01
12	10/11/2025	67.95	35.48	13.38	16.35
13	13/11/2025	52.66	24.64	15.13	23.28
14	17/11/2025	85.57	45.34	6.56	15.27
15	20/11/2025	65.85	33.46	14.59	26.33
16	24/11/2025	58.91	25.46	10.49	28.14
17	27/11/2025	46.62	18.63	7.50	14.17
18	01/12/2025	61.62	35.11	9.38	25.31
19	04/12/2025	74.56	38.22	6.23	15.60
20	08/12/2025	50.42	24.84	10.36	19.79
21	11/12/2025	44.38	17.35	16.38	31.31
22	15/12/2025	64.68	36.27	7.60	14.50
23	18/12/2025	47.96	23.68	12.92	17.79
24	22/12/2025	71.06	26.42	17.82	24.19
25	25/12/2025	54.35	33.41	11.11	21.69
26	29/12/2025	78.44	42.57	14.53	16.61
27	01/01/2026	52.76	29.44	8.58	17.62
28	05/01/2026	60.05	32.21	11.29	14.66
29	08/01/2026	69.73	38.47	6.30	31.82
30	12/01/2026	55.63	22.81	10.37	25.41
31	15/01/2026	62.04	27.87	16.51	20.37
32	19/01/2026	54.63	24.43	13.42	24.55
33	22/01/2026	65.25	37.56	9.69	19.40
34	26/01/2026	58.61	31.51	14.59	23.27
35	29/01/2026	68.42	35.94	7.44	18.17
36	02/02/2026	66.48	28.45	12.40	24.47
37	05/02/2026	54.96	20.50	9.69	17.68
38	09/02/2026	49.68	23.44	7.30	22.40
39	12/02/2026	42.67	16.19	14.28	19.75
40	16/02/2026	52.64	22.73	10.88	15.95
41	19/02/2026	69.78	36.85	17.43	23.35
42	23/02/2026	56.77	27.16	11.70	27.34
43	26/02/2026	64.51	19.30	16.63	20.82
44	02/03/2026	51.51	26.95	19.18	26.82
45	05/03/2026	69.91	39.14	7.80	22.43
46	09/03/2026	62.17	33.46	14.30	18.41
47	12/03/2026	54.27	24.95	16.70	20.64
48	16/03/2026	60.47	36.18	8.60	17.44
49	19/03/2026	56.15	29.54	10.28	21.23
50	23/03/2026	61.67	25.08	15.60	16.61
51	26/03/2026	53.41	15.35	17.85	24.62
52	30/03/2026	46.18	21.32	11.38	14.27

H. T. Shah
Lab Manager

POLLUCON LABORATORIES PVT. LTD. SURAT-7

Dr. Arun Bajpai
Lab Manager (Q)

POLLUCON LABORATORIES PVT. LTD.

Environmental Auditors, Consultants & Analysts.
Cleaner Production / Waste Minimization Facilitator

Recognised by MoEF, New Delhi Under Sec. 12 of Environmental (Protection) Act-1986

TABLE NO. 4 RESULTS OF AAQM FOR NORTH EAST CORNER AT RAILWAY BUILDING [OCTOBER 2025 TO MARCH 2026]

Sr. No.	Date of Sampling	Particulate Matter (PM_{10}) (µg/m³)	Particulate Matter ($PM_{2.5}$) (µg/m³)	Sulphur Dioxide (SO_2)(µg/m³)	Oxides of Nitrogen (NO_2) (µg/m³)
1	02/10/2025	86.43	43.54	26.30	35.47
2	06/10/2025	68.37	39.44	18.92	33.45
3	09/10/2025	88.68	50.23	14.73	29.40
4	13/10/2025	80.32	44.32	21.25	38.55
5	16/10/2025	66.24	35.43	17.45	31.50
6	20/10/2025	84.83	51.23	24.54	37.52
7	23/10/2025	76.87	46.35	16.27	30.29
8	27/10/2025	69.42	28.65	25.22	34.18
9	30/10/2025	65.62	37.54	20.76	41.04
10	03/11/2025	82.85	42.42	14.28	32.46
11	06/11/2025	64.38	35.76	20.37	35.65
12	10/11/2025	81.75	47.50	24.37	27.60
13	13/11/2025	88.75	49.57	16.85	36.52
14	17/11/2025	94.52	53.46	22.28	34.16
15	20/11/2025	78.57	38.45	25.32	38.18
16	24/11/2025	86.52	48.25	19.20	29.88
17	27/11/2025	66.78	30.76	21.26	33.86
18	01/12/2025	77.51	44.86	21.32	34.00
19	04/12/2025	87.33	47.50	14.39	26.41
20	08/12/2025	66.08	39.61	17.59	37.89
21	11/12/2025	60.26	30.59	20.17	40.60
22	15/12/2025	89.51	43.74	18.37	33.40
23	18/12/2025	74.21	40.27	15.09	30.09
24	22/12/2025	84.38	45.40	24.34	35.39
25	25/12/2025	71.84	42.63	19.52	28.61
26	29/12/2025	88.24	48.54	22.43	36.59
27	01/01/2026	79.91	38.49	13.17	33.45
28	05/01/2026	75.13	45.52	22.65	30.82
29	08/01/2026	83.43	48.91	15.20	35.86
30	12/01/2026	71.93	39.94	19.66	32.83
31	15/01/2026	88.65	49.61	25.46	40.54
32	19/01/2026	73.57	42.38	17.95	34.50
33	22/01/2026	89.35	50.15	20.86	37.42
34	26/01/2026	82.48	44.90	24.23	39.46
35	29/01/2026	78.62	47.55	21.18	31.10
36	02/02/2026	86.82	50.98	19.83	26.86
37	05/02/2026	76.82	44.36	15.87	40.13
38	09/02/2026	70.13	40.15	20.44	33.49
39	12/02/2026	64.45	28.94	22.87	44.35
40	16/02/2026	69.65	38.16	16.33	35.67
41	19/02/2026	83.75	49.57	24.63	37.84
42	23/02/2026	79.63	41.72	14.93	34.23
43	26/02/2026	74.63	36.67	25.63	29.92
44	02/03/2026	63.64	37.31	24.57	37.75
45	05/03/2026	87.91	49.41	14.23	29.71
46	09/03/2026	82.67	46.34	18.65	34.25
47	12/03/2026	77.55	40.25	25.96	38.75
48	16/03/2026	72.66	43.53	19.27	28.85
49	19/03/2026	84.58	50.24	21.20	31.13
50	23/03/2026	74.31	39.47	23.60	40.26
51	26/03/2026	69.63	29.45	13.66	33.22
52	30/03/2026	79.55	36.15	15.51	36.85

H. T. Shah
Lab Manager

POLLUCON LABORATORIES PVT. LTD. SURAT-7

Dr. Arun Bajpai
Lab Manager (Q)

POLLUCON LABORATORIES PVT. LTD.

Environmental Auditors, Consultants & Analysts.
Cleaner Production / Waste Minimization Facilitator

Recognised by MoEF, New Delhi Under Sec. 12 of Environmental (Protection) Act-1986

AMBIENT AIR QUALITY ANALYSIS REPORT OBSERVATIONS

Ambient Air Quality Monitoring Sample Analysis									
Sr. No.	Month	Particulate Matter (PM_{10}) ($\mu g/m^3$)		Particulate Matter ($PM_{2.5}$) ($\mu g/m^3$)		Sulphur Dioxide (SO_2)($\mu g/m^3$)		Oxides of Nitrogen (NO_2) ($\mu g/m^3$)	
		Max	Min	Max	Min	Max	Min	Max	Min
Near Sub Station -1									
1	October-25	71.23	45.58	37.53	17.52	16.69	6.51	28.57	18.67
2	November-25	80.34	49.87	42.41	22.73	16.71	7.80	27.34	14.61
3	December-25	65.44	44.26	35.45	18.60	18.59	6.52	30.41	14.31
4	January-26	73.17	40.86	35.41	16.35	18.53	7.66	24.62	14.46
5	February-26	70.28	44.72	36.53	17.52	18.50	6.43	31.15	14.76
6	March-26	71.76	47.63	33.53	15.76	17.32	7.60	32.34	15.67
Starting Of Pile Approach									
1	October-25	83.56	61.37	48.53	25.44	23.47	11.02	35.12	25.61
2	November-25	89.18	59.23	49.20	30.45	23.57	11.50	34.53	22.38
3	December-25	84.01	55.66	46.53	28.11	21.19	8.59	36.51	21.41
4	January-26	84.35	64.85	46.32	34.58	21.55	10.17	36.57	23.74
5	February-26	83.25	58.91	45.69	20.55	21.59	10.34	33.33	20.37
6	March-26	88.88	62.04	46.36	25.69	20.37	10.30	36.05	23.95
South West Corner at Pump House									
1	October-25	76.32	49.52	38.42	20.74	18.57	6.94	30.47	15.17
2	November-25	85.57	46.62	45.34	18.63	16.41	6.56	28.14	14.17
3	December-25	78.44	44.38	42.57	17.35	17.82	6.23	31.31	14.50
4	January-26	69.73	52.76	38.47	22.81	16.51	6.30	31.82	14.66
5	February-26	69.78	42.67	36.85	16.19	17.43	7.30	27.34	15.95
6	March-26	69.91	46.18	39.14	15.35	19.18	7.80	26.82	14.27
North East Corner at Railway Building									
1	October-25	88.68	65.62	51.23	28.65	26.30	14.73	41.04	29.40
2	November-25	94.52	64.38	53.46	30.76	25.32	14.28	38.18	27.60
3	December-25	89.51	60.26	48.54	30.59	24.34	14.39	40.60	26.41
4	January-26	89.35	71.93	50.15	38.49	25.46	13.17	40.54	30.82
5	February-26	86.82	64.45	50.98	28.94	25.63	14.93	44.35	26.86
6	March-26	87.91	63.64	50.24	29.45	25.96	13.66	40.26	28.85

H. T. Shah
Lab Manager

POLLUCON LABORATORIES PVT. LTD. SURAT-7

Dr. Arun Bajpai
Lab Manager (Q)

POLLUCON LABORATORIES PVT. LTD.

Environmental Auditors, Consultants & Analysts.
Cleaner Production / Waste Minimization Facilitator

Recognised by MoEF, New Delhi Under Sec. 12 of Environmental (Protection) Act-1986

RESULTS OF NOISE LEVEL MONITORING

Sampling Date	:	As Per Table
Test Method	:	IS 9876/IS 9989
Sampling Location	:	As Per Table
Sampling By	:	Pollucon Laboratories Pvt. Ltd.
Protocol (purpose)	:	Environmental Monitoring

TABLE NO. 5 RESULTS OF DAY TIME NOISE LEVEL MONITORING [OCTOBER 2025 TO MARCH 2026]

Noise Level Day Time dB(A)Leq*									
Sr. No.	Name of Location	Near Sub Station-1		Starting Of Pile Approach		South West Corner at Pump House		North East Corner at Railway Building	
	Month	Max	Min	Max	Min	Max	Min	Max	Min
1.	October-25	68.9	54.2	69.1	56.5	69.7	52.6	67.4	50.4
2.	November-25	70.2	54.7	66.9	57.6	66.9	53.6	61.1	50.5
3.	December-25	68.2	55.9	70.6	57.4	65.7	50.4	67.8	52.2
4.	January-26	69.1	53.2	69.4	57.4	68.9	50.8	68.0	52.1
5.	February-26	69.8	57.5	72.2	59.0	67.3	52.0	69.4	53.8
6.	March-26	71.6	59.3	74.0	60.8	69.1	53.8	71.2	55.6

TABLE NO. 6 RESULTS OF NIGHT TIME NOISE LEVEL MONITORING [OCTOBER 2025 TO MARCH 2026]

Noise Level Night Time dB(A)Leq*									
Sr. No.	Name of Location	Near Sub Station-1		Starting Of Pile Approach		South West Corner at Pump House		North East Corner at Railway Building	
	Month	Max	Min	Max	Min	Max	Min	Max	Min
1.	October-25	56.8	49.5	53.8	48.4	54.1	48.2	52.7	46.5
2.	November-25	54.6	47.5	53.8	49.2	55.4	47.1	54.7	47.3
3.	December-25	54.9	47.9	52.0	49.1	55.2	48.6	52.5	48.2
4.	January-26	53.3	46.4	52.0	48.2	56.8	49.3	52.5	47.7
5.	February-26	53.5	46.5	50.6	47.7	53.8	47.2	51.1	46.8
6.	March-26	53.1	46.1	50.2	47.3	53.4	46.8	50.7	46.4

AMBIENT AIR QUALITY STANDARDS FOR NOISE SPECIFIED BY CPCB

Area Code	Category of Area/Zone	Limits in dB(A) Leq#	
		Day time	Night time
A	Industrial area	75	70
Notes:			
1. Day time shall mean from 6.00 a.m. to 10.00 p.m.			
2. Night time shall mean from 10.00 p.m. to 06.00 a.m.			
#dB(A) Leq denotes the time weighted average of the level of sound in decibels on scale A which is relatable to human hearing			

H. T. Shah
Lab Manager

POLLUCON LABORATORIES PVT LTD. SURAT-7

Dr. Arun Bajpai
Lab Manager (Q)

POLLUCON LABORATORIES PVT. LTD.

Environmental Auditors, Consultants & Analysts.
Cleaner Production / Waste Minimization Facilitator

Recognised by MoEF New Delhi Under Sec. 12 of Environmental (Protection) Act-1986

AMBIENT AIR QUALITY MONITORING & NOISE QUALITY MONITORING LOCATIONS

Sr. No	Name of Location	GPS Coordinate
1.	Near Sub Station-1	N 22° 55' 51.53" E 70° 06' 01.09"
2.	Starting Of Pile Approach	N 22°54' 27.47" E 70° 06' 15.63"
3.	South West Corner at Pump House	N 22°55' 22.98" E 70° 06' 07.37"
4.	North East Corner at Railway Building	N 23° 00' 48.34" E 70° 12' 30.47"

FIGURE NO. 1 GOOGLE EARTH IMAGE OF AMBIENT AIR QUALITY MONITORING & NOISE QUALITY MONITORING LOCATION



H. T. Shah
Lab Manager

POLLUCON LABORATORIES PVT. LTD. SURAT-7

Dr. Arun Bajpai
Lab Manager (Q)

POLLUCON LABORATORIES PVT. LTD.

Environmental Auditors, Consultants & Analysts.
Cleaner Production / Waste Minimization Facilitator

Recognised by MoEF, New Delhi Under Sec. 12 of Environmental (Protection) Act-1986

RESULTS OF SEA WATER MONITORING

TABLE NO. 7 RESULTS OF SEA WATER [OCTOBER 2025 TO MARCH 2026]

Description of Sample	:	Sea Water (Surface & Bottom)	Quantity/No. of Samples	:	10 Lit/12
Sampling By	:	Pollucon Laboratories Pvt. Ltd.	Sampling Procedure	:	Grab
Packing/Seal	:	Sealed	Protocol (purpose)	:	Env. Monitoring
Test Method	:	IS 3025 & APHA (22nd Edi.) 2008	Test Parameters	:	As per table

SR. NO	TEST PARAMETERS	UNIT	Near Mouth of Creek (M1) October-25 14/10/2025		Near Jetty (M2) November-25 14/11/2025		Near Mouth of Creek (M1) December-25 15/12/2025	
			SURFACE	BOTTOM	SURFACE	BOTTOM	SURFACE	BOTTOM
1	pH	--	8.01	8.14	8.17	8.37	7.93	8.07
2	Temperature	°C	27.5	27.3	26.6	26.4	28.8	28.5
3	Total Suspended Solids	mg/L	106	129	113	137	82	103
4	BOD (3 Days@27°C)	mg/L	3.68	4.12	4.06	3.56	4.79	4.53
5	Dissolved Oxygen	mg/L	5.75	6.00	5.45	5.60	5.70	5.80
6	Salinity	ppt	35.29	35.68	34.26	34.78	34.93	35.16
7	Oil & Grease	mg/L	LTAR(<2.0)	LTAR(<2.0)	LTAR(<2.0)	LTAR(<2.0)	LTAR(<2.0)	LTAR(<2.0)
8	Nitrate as NO_3	µmol/L	9.18	11.74	6.95	8.14	10.37	11.28
9	Nitrite as NO_2	µmol/L	0.52	0.62	0.81	0.96	1.26	1.43
10	Ammonical Nitrogen as NH_3	µmol/L	2.19	2.25	1.75	1.89	2.37	2.76
11	Phosphates as PO_4	µmol/L	1.93	2.06	2.30	2.49	2.56	2.93
12	Total Nitrogen	µmol/L	11.89	16.98	9.78	11.08	14.90	15.86
13	Petroleum Hydrocarbon	µg/L	5.16	3.78	6.74	4.28	4.86	LTAR (<1.0)
14	Total Dissolved Solids	mg/L	36352	37192	35476	35912	35972	36243
15	COD	mg/L	14.93	16.58	17.27	14.73	19.46	17.38
A	**Flora and Fauna**							
16.1	Primary Productivity	mgC/L/day	91.80		96.30		93.60	
B	**Phytoplankton**							
17.1	Chlorophyll	mg/m³	2.14	1.66	2.57	1.89	2.67	2.05
17.2	Phaeophytin	mg/m³	0.30	0.48	0.36	0.74	0.58	0.88
17.3	Cell Count	No.x 10^3/L	98	112	139	124	164	129
17.4	Name of Group Number and name of group species of each group	--	*Coscinodiscus sp. Gyro sigma sp. Thallasiosira sp. Rhizosolenia sp. Skeletonema sp. Pediastrum sp.*	*Navicula sp. Nitzschia sp. Synedra sp. Coscinodiscus sp. Pleurosigma sp. Triceratium*	*Coscinodiscus sp. Gyro sigma sp. Thallasiosira sp. Rhizosolenia sp. Skeletonema sp. Biddulphia sp.*	*Navicula sp. Nitzschia sp. Synedra sp. Coscinodiscus sp. Pleurosigma sp. Skeletonema sp.*	*Skeletonema sp. Coscinodiscus sp. Gyro sigma sp. Thallasiosira sp. Biddulphia sp.*	*Synedra sp. Navicula sp. Nitzschia sp. Rhizosolenia sp. Pleurosigma sp.*
C	**Zooplanktons**							
18.1	Abundance (Population)	no.x 10^3/100 m³	84		67		87	
18.2	Name of Group Number and name of group species of each group	--	Copepods Ostracods Gastropods Polychaetes Lamellibranches		Copepods Ostracods Gastropods Polychaetes Bivalues		Bivalues Gastropods Foraminiferans Ostracods	
18.3	Total Biomass	mL/100 m³	8.15		6.64		8.25	
D	**Microbiological Parameters**							
19.1	Total Bacterial Count	CFU/mL	2270		2420		2250	
19.2	Total Coliform	/mL	Present		Present		Present	
19.3	E.coli	/mL	Absent		Absent		Absent	
19.4	Enterococcus species	/mL	Present		Present		Present	
19.5	Salmonella species	/mL	Absent		Absent		Absent	
19.6	Shigella species	/mL	Absent		Absent		Absent	
19.7	Vibrio species	/mL	Absent		Absent		Absent	

Note: Minimum Detection Limit; Oil & Grease: 2.0 mg/L, Petroleum Hydrocarbon: 1.0 µg/L

H. T. Shah
Lab Manager

POLLUCON LABORATORIES PVT LTD. SURAT-7

Dr. Arun Bajpai
Lab Manager (Q)

POLLUCON LABORATORIES PVT. LTD.

Environmental Auditors, Consultants & Analysts.
Cleaner Production / Waste Minimization Facilitator

Recognised by MoEF, New Delhi Under Sec. 12 of Environmental (Protection) Act-1986

TABLE NO. 8 RESULTS OF SEA WATER [OCTOBER 2025 TO MARCH 2026]

SR. NO.	TEST PARAMETERS	UNIT	Near Jetty (M2) January-26 15/01/2026		Near Mouth of Creek (M1) February-26 16/02/2026		Near Jetty (M2) March-26 16/03/2026	
			SURFACE	BOTTOM	SURFACE	BOTTOM	SURFACE	BOTTOM
1	pH	--	8.19	8.25	7.98	8.14	8.31	8.09
2	Temperature	°C	29.3	28.7	23.6	23.3	28.9	28.5
3	Total Suspended Solids	mg/L	73	89	121	137	141	198
4	BOD (3 Days @27°C)	mg/L	4.36	3.68	3.18	3.46	4.34	4.90
5	Dissolved Oxygen	mg/L	5.85	5.90	5.70	5.85	5.75	5.95
6	Salinity	ppt	34.56	34.98	36.24	36.68	35.92	36.28
7	Oil & Grease	mg/L	LTAR(<2.0)	LTAR(<2.0)	LTAR(<2.0)	LTAR(<2.0)	LTAR(<2.0)	LTAR(<2.0)
8	Nitrate as NO_3	µmol/L	8.54	10.16	13.68	15.42	7.32	9.64
9	Nitrite as NO_2	µmol/L	1.37	1.72	0.72	0.90	0.33	0.41
10	Ammonical Nitrogen as NH_3	µmol/L	3.18	3.54	1.93	2.16	1.56	1.87
11	Phosphates as PO_4	µmol/L	2.29	2.68	3.12	3.36	2.41	2.95
12	Total Nitrogen	µmol/L	15.16	16.73	17.24	19.12	10.37	12.65
13	Petroleum Hydrocarbon	µg/L	9.73	3.16	7.39	LTAR(<1.0)	9.32	LTAR(<1.0)
14	Total Dissolved Solids	mg/L	35714	36173	37328	37746	37924	38276
15	COD	mg/L	18.03	14.84	13.74	14.83	17.68	19.82
A	**Flora and Fauna**							
16.1	Primary Productivity	mgC/L/day	105		87.30		98.10	
B	**Phytoplankton**							
17.1	Chlorophyll	mg/m³	2.09	1.82	1.89	1.53	1.39	1.21
17.2	Phaeophytin	mg/m³	0.84	0.81	1.03	1.10	0.96	1.05
17.3	Cell Count	No. x 103/L	93	87	102	91	113	96
17.4	Name of Group Number and name of group species of each group	--	*Biddulphia sp. Coscinodiscus sp. Thallasiosira sp. Chaetognathe Cyclotella sp. Rhizosolenia sp.*	*Pleurosigma sp. Skeletonema sp. Nitzschia sp. Thallasiosira sp. Navicula sp. Synedra sp.*	*Coscinodiscus sp. Thallasiosira sp. Rhizosolenia sp. Triceratium sp. Biddulphia sp. Skeletonema sp.*	*Navicula sp. Nitzschia sp. Thallasiosira sp. Fragillaria sp. Pediastrum sp.*	*Pediastrum sp. Thallasiosira sp. Rhizosolenia sp. Biddulphia sp. Skeletonema sp. Navicula sp.*	*Navicula sp. Nitzschia sp. Thallasiosira sp.*
C	**Zooplanktons**							
18.1	Abundance (Population)	noX10³ /100m³	72		63		79	
18.2	Name of Group Number and name of group species of each group	--	Luciter sp. Mysis sp. Calanus sp. Copepods Cyclopoida Chaetognathe		Polychaetes Gastropods Crustaceans Bivalves		Calanus sp. Copepods Chaetognathes Gastropods Polychaetes	
18.3	Total Biomass	mL/100 m³	6.15		5.20		6.70	
D	**Microbiological Parameters**							
19.1	Total Bacterial Count	CFU/mL	2150		2210		2240	
19.2	Total Coliform	/mL	Present		Present		Present	
19.3	E.coli	/mL	Absent		Absent		Absent	
19.4	Enterococcus species	/mL	Present		Present		Present	
19.5	Salmonella species	/mL	Absent		Absent		Absent	
19.6	Shigella species	/mL	Absent		Absent		Absent	
19.7	Vibrio species	/mL	Absent		Absent		Absent	

Note: Minimum Detection Limit; BOD: 1.0 mg/L, Oil & Grease: 2.0 mg/L, Petroleum Hydrocarbon: 1.0 µg/L

H. T. Shah
Lab Manager

POLLUCON LABORATORIES PVT LTD SURAT-7

Dr. Arun Bajpai
Lab Manager (Q)

POLLUCON LABORATORIES PVT. LTD.

Environmental Auditors, Consultants & Analysts.
Cleaner Production / Waste Minimization Facilitator

Recognised by MoEF, New Delhi Under Sec. 12 of Environmental (Protection) Act-1986

SEA WATER REPORT OBSERVATION

SeaWater Sample Analysis		Month : OCTOBER 2025 TO MARCH 2026			
Test Parameter	Unit	Surface		Bottom	
		Max	Min	Max	Min
pH	--	8.31	7.93	8.37	8.07
Total Dissolved Solids	mg/L	37924	35476	38276	35912
Total Suspended Solids	mg/L	141	73	198	89
BOD (3 Days @ 27 °C)	mg/L	4.79	3.18	4.90	3.46
Dissolved Oxygen	mg/L	5.85	5.45	6.00	5.60
Salinity	ppt	36.24	34.26	36.68	34.78
COD	mg/L	19.46	13.74	19.82	14.73

H. T. Shah
Lab Manager

POLLUCON LABORATORIES PVT. LTD. SURAT-7

Dr. Arun Bajpai
Lab Manager (Q)

POLLUCON LABORATORIES PVT. LTD.

Environmental Auditors, Consultants & Analysts.
Cleaner Production / Waste Minimization Facilitator

Recognised by MoEF, New Delhi Under Sec. 12 of Environmental (Protection) Act-1986

RESULTS OF SEA SEDIMENT MONITORING

TABLE NO. 9 RESULTS OF SEA SEDIMENT [OCTOBER 2025 TO MARCH 2026]

Description of Sample	:	Sea Sediment	Quantity/No. of Samples	:	10 Kg/06
Sampling By	:	Pollucon Laboratories Pvt. Ltd.	Sampling Procedure	:	Grab
Packing/Seal	:	Sealed	Protocol (purpose)	:	Env. Monitoring
Test Method	:	IS/ASTM/CPCB Guidelines	Test Parameters	:	As per table

SR. NO.	TEST PARAMETERS	UNIT	Near Mouth of Creek (M1)	Near Jetty (M2)	Near Mouth of Creek (M1)	Near Jetty (M2)	Near Mouth of Creek (M1)	Near Jetty (M2)
			Oct-25	Nov-25	Dec-25	Jan-26	Feb-26	Mar-25
			14/10/2025	14/11/2025	15/12/2025	15/01/2026	16/02/2026	16/03/2026
1	Organic Matter	%	0.832	0.754	0.804	0.676	0.572	0.713
2	Phosphorus as P	µg/g	714	802	513	428	364	406
3	Texture	--	Sandy	Sandy	Sandy	Sandy	Sandy	Sandy
4	Petroleum Hydrocarbon	µg/g	6.16	5.42	5.42	5.42	4.36	3.27
5	**Heavy Metals**							
5.1	Aluminum as Al	%	5.32	5.76	4.70	4.12	3.96	4.86
5.2	Total Chromium as Cr+3	µg/g	56.16	39.72	63.28	39.68	25.16	47.38
5.3	Manganese as Mn	µg/g	813	716	591	704	437	512
5.4	Iron as Fe	%	4.68	4.93	4.46	4.06	4.13	3.97
5.5	Nickel as Ni	µg/g	9.12	56.18	43.29	57.29	63.24	42.89
5.6	Copper as Cu	µg/g	63.59	49.24	52.85	43.71	21.73	37.75
5.7	Zinc as Zn	µg/g	87.20	72.69	68.13	59.24	79.18	62.39
5.8	Lead as Pb	µg/g	LTAR(<1.0)	LTAR(<1.0)	LTAR(<1.0)	LTAR(<1.0)	LTAR(<1.0)	LTAR(<1.0)
5.9	Mercury as Hg	µg/g	LTAR(<1.0)	LTAR(<1.0)	LTAR(<1.0)	LTAR(<1.0)	LTAR(<1.0)	LTAR(<1.0)
6	**Benthic Organisms**							
6.1	Macrobenthos (No and name of groups present, No and name of species of each group present)	--	Polychaetes Bivalves Amphipods Isopods	Polychaetes Copepods Amphipods Crustaceans	Polychaetes Copepods Amphipods Crustaceans	Amphipods Mysids Gastropods Oligrochaeta	Polychaetes Bivalves Gastropods Crustaceans	Polychaetes Bivalves Gastropods Crustaceans
6.2	MeioBenthos (No and name of groups present, No and name of species of each group present)	--	Nematodes	Foraminiferans	Nematodes	Nematodes Gastrotriches	Nematodes	Nematodes
6.3	Population	no/m^2	534	692	810	726	576	496

Note: Minimum Detection Limit, Mercury as Hg: 0.00025 mg/L, Petroleum Hydrocarbon: 5 µg/g

H. T. Shah
Lab Manager

POLLUCON LABORATORIES PVT. LTD. SURAT-7.

Dr. Arun Bajpai
Lab Manager (Q)

POLLUCON LABORATORIES PVT. LTD.

Environmental Auditors, Consultants & Analysts.
Cleaner Production / Waste Minimization Facilitator

Recognised by MoEF, New Delhi Under Sec. 12 of Environmental (Protection) Act-1986

SEA SEDIMENT REPORT OBSERVATION

Sea Sediment Sample Analysis		Month : OCTOBER 2025 TO MARCH 2026	
Test Parameter	Unit	Sediment	
		Max	Min
Organic Matter	%	0.832	0.572
Phosphorus as P	µg/g	802	364
Aluminum as Al	%	5.76	3.96
Total Chromium as Cr^{+3}	µg/g	63.28	25.16
Manganese as Mn	µg/g	813	437
Iron as Fe	%	4.93	3.97
Nickel as Ni	µg/g	63.24	9.12
Copper as Cu	µg/g	63.59	21.73
Zinc as Zn	µg/g	87.20	59.24
Lead as Pb	µg/g	LTAR(<1.0)	LTAR(<1.0)
Mercury as Hg	µg/g	LTAR(<1.0)	LTAR(<1.0)

H. T. Shah
Lab Manager

POLLUCON LABORATORIES PVT. LTD. SURAT-7.

Dr. Arun Bajpai
Lab Manager (Q)

POLLUCON LABORATORIES PVT. LTD.
Environmental Auditors, Consultants & Analysts.
Cleaner Production / Waste Minimization Facilitator

Recognised by MoEF, New Delhi Under Sec. 12 of Environmental (Protection) Act-1986

SEA WATER & SEA SEDIMENT LOCATIONS

Sr. No	Name of Location	GPS Coordinate
1.	NEAR MOUTH OF CREEK (M1)	N 22°54'10.58" E 70° 8'34.86"
2.	NEAR JETTY (M2)	N 22°'53.60" E 70° 6.47"

FIGURE NO. 2 GOOGLE EARTH IMAGE OF SEA WATER AND SEDIMENT LOCATION



H. T. Shah
Lab Manager

POLLUCON LABORATORIES PVT LTD SURAT-7

Dr. Arun Bajpai
Lab Manager (Q)

POLLUCON LABORATORIES PVT. LTD.

Environmental Auditors, Consultants & Analysts.
Cleaner Production / Waste Minimization Facilitator

Recognised by MoEF, New Delhi Under Sec. 12 of Environmental (Protection) Act-1986

RESULTS OF DRINKING WATER ANALYSIS

STANDARD METHODS & PERMISSIBLE LIMIT FOR DRINKING WATER

SR. NO.	PARAMETERS	UNIT	DESIRABLE LIMIT AS PER IS:10500:2012	TEST METHOD
	Chemical Parameters			
1	Odour	--	Agreeable	IS 3025 (Part – 5)
2	Colour	Hazen	Max 5	IS 3025 (Part 4) Clause.5
3	Taste	--	Agreeable	IS 3025 (Part – 8)
4	pH Value	--	6.5 to 8.5	IS 3025 (Part 11) Clause.2
5	Turbidity	NTU	Max 1	IS 3025 (Part – 10)
6	Total Dissolved Solids	mg/L	Max 500	IS 3025 (Part-16)
7	Total Hardness as $CaCO_3$	mg/L	Max 200	IS 3025 (Part 21) Clause.5
8	Alkalinity	mg/L	Max 200	IS 3025 (Part – 23)
9	Residual Free Chlorine	mg/L	Min 0.2	IS 3025 (Part 26) Clause.7
10	Chloride as Cl	mg/L	Max 250	IS 3025 (Part 32) Clause.2
11	Calcium as Ca	mg/L	Max 75	IS 3025 (Part 40) Clause.5
12	Magnesium as Mg	mg/L	Max 30	IS 3025 (Part 46) Clause.6
13	Mineral Oil	mg/L	Max 0.5	IS 3025 (Part 39) Clause 6
14	Phenolic compounds as C_6H_5OH	mg/L	Max 0.001	APHA (24th Edition) 5530 C
15	Hexavalent Chromium as Cr^{+6}	mg/L	Max 0.05	APHA (24th Edition) 3500 Cr B
16	Cadmium as Cd	mg/L	Max 0.003	SOP/INS/W/015 Issue No.01, Issue Date:01/05/2022
17	Copper as Cu	mg/L	Max 0.05	SOP/INS/W/015 Issue No.01, Issue Date:01/05/2022
18	Zinc as Zn	mg/L	Max 5	SOP/INS/W/015 Issue No.01, Issue Date:01/05/2022
19	Iron as Fe	mg/L	Max 0.3	SOP/INS/W/015 Issue No.01, Issue Date:01/05/2022
20	Lead as Pb	mg/L	Max 0.01	SOP/INS/W/015 Issue No.01, Issue Date:01/05/2022
21	Mercury as Hg	mg/L	Max 0.001	SOP/INS/W/016 Issue No.01, Issue Date:01/05/2022
22	Selenium as Se	mg/L	Max 0.01	SOP/INS/W/017 Issue No.01, Issue Date:01/05/2022
23	Aluminum as Al	mg/L	Max 0.03	SOP/INS/W/015, Issue No.01, Issue Date: 01/05/2022
24	Manganese as Mn	mg/L	Max 0.1	SOP/INS/W/015 Issue No.01, Issue Date:01/05/2022
25	Arsenic as As	mg/L	Max 0.01	SOP/INS/W/017 Issue No.01, Issue Date:01/05/2022
26	Sulphate as SO_4	mg/L	Max 200	IS 3025 (Part 24)
27	Cyanide as CN	mg/L	Max 0.05	APHA (24th Edition) 4500 CN E
28	Boron as B	mg/L	Max 0.5	APHA (24th Edition) 4500 B B
29	Fluoride as F	mg/L	Max 1.0	APHA (24th Edition) 4500 F D
30	Nitrate Nitrogen as NO_3	mg/L	Max 45	IS 3025 (Part 34) Clause.6.3
31	Anionic Detergents as MBAS	mg/L	Max 0.2	IS 13428 (Annex. K)
32	Pesticides	mg/L	Absent	USEPA 525.2, USEPA 508, USEPA 515.1, USEPA 532
33	Coliform	/100 ml	Absent	IS:15185
34	E-Coli	/100 ml	Absent	IS:15185

H. T. Shah
Lab Manager

POLLUCON LABORATORIES PVT. LTD. SURAT-7

Dr. Arun Bajpai
Lab Manager (Q)

POLLUCON LABORATORIES PVT. LTD.

Environmental Auditors, Consultants & Analysts.
Cleaner Production / Waste Minimization Facilitator

Recognised by MoEF New Delhi Under Sec. 12 of Environmental (Protection) Act-1986

TABLE NO.10 RESULTS OF DRINKING WATER [OCTOBER 2025 TO MARCH 2026]

TABLE NO.10.1 RESULTS OF DRINKING WATER [ESSENTIAL PARAMETER IN OCTOBER 2025]

SR. NO.	TEST PARAMETERS	UNIT	October-25	
			14/10/2025	
			Narmada Water Pump House	LO- Staff Canteen
1	Odour	--	Agreeable	Agreeable
2	Colour	Hazen	LTAR(<1.0)	LTAR(<1.0)
3	Taste	--	Agreeable	Agreeable
4	pH	--	7.58	7.73
5	Turbidity	NTU	LTAR(<0.02)	LTAR(<0.02)
6	Total Dissolved Solids	mg/L	238	259
7	Total Hardness as $CaCO_3$	mg/L	79	89
8	Residual Free Chlorine	mg/L	LTAR(<0.1)	LTAR(<0.1)
9	Chloride as Cl	mg/L	49.99	61.99
10	Fluoride as F	mg/L	0.081	0.078
11	Iron as Fe	mg/L	0.075	0.069
12	Coliform	/100 ml	Absent	Absent
13	E-Coli	/100 ml	Absent	Absent

H. T. Shah
Lab Manager

POLLUCON LABORATORIES PVT. LTD. SURAT-7.

Dr. Arun Bajpai
Lab Manager (Q)

POLLUCON LABORATORIES PVT. LTD.

Environmental Auditors, Consultants & Analysts.
Cleaner Production / Waste Minimization Facilitator

Recognised by MoEF New Delhi Under Sec. 12 of Environmental (Protection) Act-1986

TABLE NO.10.2 RESULTS OF DRINKING WATER [ESSENTIAL PARAMETER IN NOVEMBER 2025]

SR. NO.	TEST PARAMETERS	UNIT	November-25	
			14/11/2025	
			Narmada Water Pump House	POB Building
1	Odour	--	Agreeable	Agreeable
2	Colour	Hazen	Not Detected	Not Detected
3	Taste	--	Agreeable	Agreeable
4	pH	--	7.81	7.68
5	Turbidity	NTU	LTAR(<0.02)	LTAR(<0.02)
6	Total Dissolved Solids	mg/L	298	274
7	Total Hardness as $CaCO_3$	mg/L	93	87
8	Residual Free Chlorine	mg/L	LTAR(<0.1)	LTAR(<0.1)
9	Chloride as Cl	mg/L	65.99	51.99
10	Fluoride as F	mg/L	0.08	0.07
11	Iron as Fe	mg/L	0.074	0.070
12	Coliform	/100 ml	Absent	Absent
13	E-Coli	/100 ml	Absent	Absent

H. T. Shah
Lab Manager

POLLUCON LABORATORIES PVT. LTD. SURAT-7

Dr. Arun Bajpai
Lab Manager (Q)

POLLUCON LABORATORIES PVT. LTD.

Environmental Auditors, Consultants & Analysts.
Cleaner Production / Waste Minimization Facilitator

Recognised by MoEF, New Delhi Under Sec. 12 of Environmental (Protection) Act-1986

TABLE NO.10.3 RESULTS OF DRINKING WATER [FULL PARAMETER IN DECEMBER 2025]

SR. NO.	PARAMETERS	UNIT	December-25	
			15/12/2025	
			Narmada Water Pump House	LO- Staff Canteen
Chemical Parameters				
1	Odour	--	Agreeable	Agreeable
2	Colour	Hazen	2.0	2.0
3	Taste	--	Agreeable	Agreeable
4	pH Value	--	7.61	7.72
5	Turbidity	NTU	LTAR(<0.02)	LTAR(<0.02)
6	Total Dissolved Solids	mg/L	206	213
7	Total Hardness as $CaCO_3$	mg/L	41	69
8	Alkalinity	mg/L	55	73
9	Residual Free Chlorine	mg/L	LTAR(<0.2)	LTAR(<0.2)
10	Chloride as Cl	mg/L	21.99	45.99
11	Calcium as Ca	mg/L	19.20	24.40
12	Magnesium as Mg	mg/L	1.701	1.944
13	Mineral Oil	mg/L	LTAR(<0.1)	LTAR(<0.1)
14	Phenolic compounds as C_6H_5OH	mg/L	LTAR(<0.0005)	LTAR(<0.0005)
15	Chromium as Cr^{+6}	mg/L	LTAR(<0.05)	LTAR(<0.05)
16	Cadmium as Cd	mg/L	LTAR(<0.002)	LTAR(<0.002)
17	Copper as Cu	mg/L	LTAR(<0.02)	LTAR(<0.02)
18	Zinc as Zn	mg/L	LTAR(<0.05)	LTAR(<0.05)
19	Iron as Fe	mg/L	0.068	0.078
20	Lead as Pb	mg/L	LTAR(<0.005)	LTAR(<0.005)
21	Mercury as Hg	mg/L	LTAR(<0.0005)	LTAR(<0.0005)
22	Selenium as Se	mg/L	LTAR(<0.005)	LTAR(<0.005)
23	Aluminum as Al	mg/L	LTAR(<0.01)	LTAR(<0.01)
24	Manganese as Mn	mg/L	LTAR(<0.03)	LTAR(<0.03)
25	Arsenic as As	mg/L	LTAR(<0.002)	LTAR(<0.002)
26	Sulphate as SO_4	mg/L	15.28	17.28
27	Cyanide as CN	mg/L	LTAR(<0.01)	LTAR(<0.01)
28	Boron as B	mg/L	LTAR(<0.1)	LTAR(<0.1)
29	Fluoride as F	mg/L	0.079	0.072
30	Nitrate Nitrogen as NO_3	mg/L	1.80	1.95
31	Anionic Detergents as MBAS	mg/L	LTAR(<0.1)	LTAR(<0.1)
32	Pesticides	mg/L	LTAR(<0.1)	LTAR(<0.1)
Microbiological Parameters				
33	Coliform	/100 ml	Absent	Absent
34	E-Coli	/100 ml	Absent	Absent

H. T. Shah
Lab Manager

POLLUCON LABORATORIES PVT. LTD. SURAT-7

Dr. Arun Bajpai
Lab Manager (Q)

POLLUCON LABORATORIES PVT. LTD.

Environmental Auditors, Consultants & Analysts.
Cleaner Production / Waste Minimization Facilitator

Recognised by MoEF, New Delhi Under Sec. 12 of Environmental (Protection) Act-1986

TABLE NO.10.4 RESULTS OF DRINKING WATER [ESSENTIAL PARAMETER IN JANUARY 2026]

SR. NO.	TEST PARAMETERS	UNIT	January-26	
			15/01/2026	
			Narmada Water Pump House	POB Building
1	Odour	--	Agreeable	Agreeable
2	Colour	Hazen	LTAR(<1.0)	LTAR(<1.0)
3	Taste	--	Agreeable	Agreeable
4	pH	--	7.68	7.73
5	Turbidity	NTU	LTAR(<0.02)	LTAR(<0.02)
6	Total Dissolved Solids	mg/L	326	293
7	Total Hardness as $CaCO_3$	mg/L	109	85
8	Residual Free Chlorine	mg/L	LTAR(<0.1)	LTAR(<0.1)
9	Chloride as Cl	mg/L	58.99	57.99
10	Fluoride as F	mg/L	0.07	0.07
11	Iron as Fe	mg/L	0.069	0.074
12	Coliform	/100 ml	Absent	Absent
13	E-Coli	/100 ml	Absent	Absent

H. T. Shah
Lab Manager

POLLUCON LABORATORIES PVT. LTD. SURAT-7

Dr. Arun Bajpai
Lab Manager (Q)

POLLUCON LABORATORIES PVT. LTD.

Environmental Auditors, Consultants & Analysts.
Cleaner Production / Waste Minimization Facilitator

Recognised by MoEF New Delhi Under Sec. 12 of Environmental (Protection) Act-1986

TABLE NO.10.5 RESULTS OF DRINKING WATER [ESSENTIAL PARAMETER IN FEBRUARY 2026]

SR. NO.	PARAMETERS	UNIT	February-26 16/02/2026	
			Narmada Water Pump House	LO- Staff Canteen
Chemical Parameters				
1	Odour	--	Agreeable	Agreeable
2	Colour	Hazen	3.0	2.0
3	Taste	--	Agreeable	Agreeable
4	pH Value	--	7.34	7.28
5	Turbidity	NTU	0.07	0.05
6	Total Dissolved Solids	mg/L	251	196
7	Total Hardness as $CaCO_3$	mg/L	54	41
8	Alkalinity	mg/L	61	52
9	Residual Free Chlorine	mg/L	LTAR(<0.2)	LTAR(<0.2)
10	Chloride as Cl	mg/L	32.49	37.48
11	Calcium as Ca	mg/L	12.40	9.20
12	Magnesium as Mg	mg/L	5.59	4.37
13	Mineral Oil	mg/L	LTAR(<0.1)	LTAR(<0.1)
14	Phenolic compounds as C_6H_5OH	mg/L	LTAR(<0.0005)	LTAR(<0.0005)
15	Chromium as Cr^{+6}	mg/L	LTAR(<0.05)	LTAR(<0.05)
16	Cadmium as Cd	mg/L	LTAR(<0.002)	LTAR(<0.002)
17	Copper as Cu	mg/L	LTAR(<0.02)	LTAR(<0.02)
18	Zinc as Zn	mg/L	LTAR(<0.05)	LTAR(<0.05)
19	Iron as Fe	mg/L	0.082	LTAR(<0.05)
20	Lead as Pb	mg/L	LTAR(<0.005)	LTAR(<0.005)
21	Mercury as Hg	mg/L	LTAR(<0.0005)	LTAR(<0.0005)
22	Selenium as Se	mg/L	LTAR(<0.005)	LTAR(<0.005)
23	Aluminum as Al	mg/L	LTAR(<0.01)	LTAR(<0.01)
24	Manganese as Mn	mg/L	LTAR(<0.03)	LTAR(<0.03)
25	Arsenic as As	mg/L	LTAR(<0.002)	LTAR(<0.002)
26	Sulphate as SO_4	mg/L	16.04	14.52
27	Cyanide as CN	mg/L	LTAR(<0.01)	LTAR(<0.01)
28	Boron as B	mg/L	LTAR(<0.1)	LTAR(<0.1)
29	Fluoride as F	mg/L	0.093	0.071
30	Nitrate Nitrogen as NO_3	mg/L	1.72	1.36
31	Anionic Detergents as MBAS	mg/L	LTAR(<0.1)	LTAR(<0.1)
32	Pesticides	mg/L	LTAR(<0.1)	LTAR(<0.1)
Microbiological Parameters				
33	Coliform	/100 ml	Absent	Absent
34	E-Coli	/100 ml	Absent	Absent

H. T. Shah
Lab Manager

POLLUCON LABORATORIES PVT. LTD. SURAT-7.

Dr. Arun Bajpai
Lab Manager (Q)

POLLUCON LABORATORIES PVT. LTD.

Environmental Auditors, Consultants & Analysts.
Cleaner Production / Waste Minimization Facilitator

Recognised by MoEF New Delhi Under Sec. 12 of Environmental (Protection) Act-1986

TABLE NO.10.6 RESULTS OF DRINKING WATER [FULL PARAMETER IN MARCH 2026]

SR. NO.	TEST PARAMETERS	UNIT	March-26	
			16/03/2026	
			Narmada Water Pump House	POB Building
1	Odour	--	Agreeable	Agreeable
2	Colour	Hazen	3	2
3	Taste	--	Agreeable	Agreeable
4	pH	--	7.51	7.42
5	Turbidity	NTU	LTAR(<0.02)	LTAR(<0.02)
6	Total Dissolved Solids	mg/L	254	216
7	Total Hardness as $CaCO_3$	mg/L	61	39
8	Residual Free Chlorine	mg/L	LTAR(<0.1)	LTAR(<0.1)
9	Chloride as Cl	mg/L	31.44	37.98
10	Fluoride as F	mg/L	0.13	0.11
11	Iron as Fe	mg/L	0.082	0.071
12	Coliform	/100 ml	Absent	Absent
13	E-Coli	/100 ml	Absent	Absent

H. T. Shah
Lab Manager

POLLUCON LABORATORIES PVT. LTD. SURAT-7

Dr. Arun Bajpai
Lab Manager (Q)

POLLUCON LABORATORIES PVT. LTD.

Environmental Auditors, Consultants & Analysts.
Cleaner Production / Waste Minimization Facilitator

Recognised by MoEF, New Delhi Under Sec. 12 of Environmental (Protection) Act-1986

TABLE NO.11 RESULTS OF SEWAGE WATER [OCTOBER 2025 TO MARCH 2026]

SR. NO.	PARAMETERS	UNIT	STP OUTLET PERMISSIBLE LIMIT#	TEST METHOD
1	pH	--	5.5 to 9.0	IS 3025 (Part–11) Electrometric Method
2	Total Suspended Solids	mg/L	20	IS 3025 (Part – 17)
3	BOD (5 Days @ 20 °C)	mg/L	10	IS 3025 (Part–44)
4	COD	mg/L	50	APHA(23rd Edition) 5220 B
5	Total Nitrogen	mg/L	10	IS 3025 (Part 34)
6	Total Phosphorous	mg/L	1.0	APHA (24th Edition) 4500P B.4
7	Fecal Coliform	MPN/ 100ml	< 1000	APHA (23rd Edition) 9221 C & E

RESULTS OF SEWAGE WATER ANALYSIS

DATE OF SAMPLING			October-25			
			14/10/2025		30/10/2025	
SR. NO.	PARAMETERS	UNIT	STP Inlet	STP Outlet	STP Inlet	STP Outlet
1	pH	--	7.54	7.89	7.40	7.93
2	Total Suspended Solids	mg/L	96.13	16.14	89.28	17.35
3	BOD (5 Days @ 20 °C)	mg/L	77.28	5.38	81.14	4.98
4	COD	mg/L	319.00	26.28	324.00	19.86
5	Total Nitrogen	mg/L	3.78	2.10	4.17	2.29
6	Total Phosphorous	mg/L	1.080	0.625	1.190	0.738
7	Fecal Coliform	MPN/ 100ml	>1600	79	>1600	130

DATE OF SAMPLING			November-25			
			14/11/2025		28/11/2025	
SR. NO.	PARAMETERS	UNIT	STP Inlet	STP Outlet	STP Inlet	STP Outlet
1	pH	--	7.32	7.69	7.48	7.89
2	Total Suspended Solids	mg/L	72.98	14.92	92.36	17.28
3	BOD (5 Days @ 20 °C)	mg/L	92.36	4.62	78.24	3.84
4	COD	mg/L	376.00	18.24	314.00	15.36
5	Total Nitrogen	mg/L	3.18	2.08	4.32	3.24
6	Total Phosphorous	mg/L	1.370	0.814	1.260	0.698
7	Fecal Coliform	MPN/ 100ml	>1600	70	>1600	110

H. T. Shah
Lab Manager

POLLUCON LABORATORIES PVT LTD SURAT-7

Dr. Arun Bajpai
Lab Manager (Q)

POLLUCON LABORATORIES PVT. LTD.
Environmental Auditors, Consultants & Analysts.
Cleaner Production / Waste Minimization Facilitator

Recognised by MoEF, New Delhi Under Sec. 12 of Environmental (Protection) Act-1986

DATE OF SAMPLING			December-25			
			15/12/2025		30/12/2025	
SR. NO.	PARAMETERS	UNIT	STP Inlet	STP Outlet	STP Inlet	STP Outlet
1	pH	--	7.43	7.61	7.31	7.53
2	Total Suspended Solids	mg/L	82.96	14.28	70.27	13.48
3	BOD (5 Days @ 20 °C)	mg/L	54.12	7.38	69.32	7.36
4	COD	mg/L	235.00	26.34	286.00	29.54
5	Total Nitrogen	mg/L	3.18	2.16	4.29	2.73
6	Total Phosphorous	mg/L	1.080	0.792	1.180	0.903
7	Fecal Coliform	MPN/ 100ml	>1600	110	>1600	220

DATE OF SAMPLING			January-26			
			15/01/2026		30/01/2026	
SR. NO.	PARAMETERS	UNIT	STP Inlet	STP Outlet	STP Inlet	STP Outlet
1	pH	--	7.29	7.45	7.40	7.69
2	Total Suspended Solids	mg/L	93.18	14.76	67.32	15.10
3	BOD (5 Days @ 20 °C)	mg/L	88.74	7.24	74.30	6.52
4	COD	mg/L	354	33.19	302	27.80
5	Total Nitrogen	mg/L	5.12	2.86	3.64	2.36
6	Total Phosphorous	mg/L	1.240	0.906	1.290	0.873
7	Fecal Coliform	MPN/ 100ml	>1600	140	>1600	170

DATE OF SAMPLING			February-26			
			16/02/2026		27/02/2026	
SR. NO.	PARAMETERS	UNIT	STP Inlet	STP Outlet	STP Inlet	STP Outlet
1	pH	--	7.63	7.83	7.53	7.72
2	Total Suspended Solids	mg/L	83.46	12.54	79.12	13.68
3	BOD (5 Days @ 20 °C)	mg/L	73.19	8.93	65.72	8.12
4	COD	mg/L	294	35.68	263	32.75
5	Total Nitrogen	mg/L	4.28	2.13	3.14	2.16
6	Total Phosphorous	mg/L	1.080	0.874	1.370	0.906
7	Fecal Coliform	MPN/ 100ml	>1600	120	>1600	94

H. T. Shah
Lab Manager

POLLUCON LABORATORIES PVT. LTD. SURAT-7.

Dr. Arun Bajpai
Lab Manager (Q)

POLLUCON LABORATORIES PVT. LTD.

Environmental Auditors, Consultants & Analysts.
Cleaner Production / Waste Minimization Facilitator

Recognised by MoEF, New Delhi Under Sec. 12 of Environmental (Protection) Act-1986

DATE OF SAMPLING			March-26			
			16/03/2026		31/03/2026	
SR. NO.	PARAMETERS	UNIT	STP Inlet	STP Outlet	STP Inlet	STP Outlet
1	pH	--	7.49	7.68	7.61	7.83
2	Total Suspended Solids	mg/L	69.74	13.92	92.37	11.68
3	BOD (5 Days @ 20 °C)	mg/L	78.24	6.73	79.43	9.23
4	COD	mg/L	312	30.86	316	39.82
5	Total Nitrogen	mg/L	2.89	1.97	2.86	2.37
6	Total Phosphorous	mg/L	1.280	1.130	1.270	0.813
7	Fecal Coliform	MPN/ 100ml	>1600	210	>1600	84

SEWAGE WATER REPORT OBSERVATION

SR. NO.	PARAMETERS	UNIT	STP Outlet		Permissible Limit**
			Max.	Min.	
1	pH	--	7.93	7.45	5.5 to 9.0
2	Total Suspended Solids	mg/L	17.35	11.68	20
3	BOD (5 Days @ 20 °C)	mg/L	9.23	3.84	10
4	COD	mg/L	39.82	15.36	50
5	Total Nitrogen	mg/L	3.24	1.97	10
6	Total Phosphorous	mg/L	1.130	0.625	1.0
7	Fecal Coliform	MPN/ 100ml	220	70	< 1000

**: Details provided by customer.

H. T. Shah
Lab Manager

POLLUCON LABORATORIES PVT. LTD. SURAT-7

Dr. Arun Bajpai
Lab Manager (Q)

POLLUCON LABORATORIES PVT. LTD.

Environmental Auditors, Consultants & Analysts.
Cleaner Production / Waste Minimization Facilitator

Recognised by MoEF, New Delhi Under Sec. 12 of Environmental (Protection) Act-1986

TABLE NO.12 RESULTS OF STACK MONITORING

PERMISSIBLE LIMIT FOR STACK MONITORING

SR. NO.	TEST PARAMETER	UNIT	GPCB LIMIT**	TEST/SAMPLING METHOD
1	Particulate Matter	mg/Nm^3	150	IS:11255 (Part-1)
2	Sulfur Dioxide as SO_2	ppm	100	IS:11255 (Part-2)
3	Oxides of Nitrogen as NO_X	ppm	50	IS: 11255 (Part-7)

**Details provided by customer.

RESULTS OF STACK MONITORING

Date of Monitoring			December-25		
			30/12/2025		
Sampling Location			SS-1 DG Set -1 (125 KVA)	SS-2 DG Set -2 (125 KVA)	SS-3 DG Set -3 (125 KVA)
SR. NO.	TEST PARAMETER	UNIT	RESULT		
1	Particulate Matter	mg/Nm^3	23.41	20.34	27.53
2	Sulfur Dioxide as SO_2	ppm	5.70	4.84	6.56
3	Oxides of Nitrogen as NO_X	ppm	31.57	34.56	36.25
4	**Noise Level Monitoring**				
4.1	Near DG Set	dB(A)	70.4	71.5	73.1

H. T. Shah
Lab Manager

POLLUCON LABORATORIES PVT. LTD. SURAT-7

Dr. Arun Bajpai
Lab Manager (Q)

POLLUCON LABORATORIES PVT. LTD.

Environmental Auditors, Consultants & Analysts.
Cleaner Production / Waste Minimization Facilitator

Recognised by MoEF, New Delhi Under Sec. 12 of Environmental (Protection) Act-1986

TABLE NO. 13 RESULTS OF DUMP POND DISCHARGE

SR. NO.	PARAMETERS	UNIT	TEST METHOD
1	pH	--	IS 3025 (Part–11) Electrometric Method
2	Total Dissolved Solids	mg/L	IS 3025 (Part-16)
3	Total Suspended Solids	mg/L	IS 3025 (Part – 17)
4	Turbidity	NTU	APHA (23rd Edition) 2130 B
5	BOD (3 Days @ 27 °C)	mg/L	IS 3025 (Part– 44)
6	Dissolved Oxygen	mg/L	IS 3025 (Part–38) Titrimetric Method
7	COD	mg/L	APHA (23rd Edition) 5220 B Open Reflux Method
8	Salinity	ppt	APHA 2550 B
9	Oil & Grease	mg/L	APHA (23rd Edition) 5520 B
10	Total Hardness as CaCO3	mg/L	IS 3025 (Part–21) EDTA Method
11	Fluoride as F	mg/L	APHA (23rd Edition) 4500 F D SPANDS Method
12	Chloride as Cl	mg/L	IS 3025 (Part–32) Argentometric Method
13	Zinc as Zn	mg/L	APHA (23rd Edition) 3111 B
14	Cadmium as Cd	mg/L	APHA (23rd Edition) 3111 B
15	Lead as Pb	mg/L	APHA (23rd Edition) 3111 B
16	Mercury as Hg	mg/L	APHA (23rd Edition) 3112 B

H. T. Shah
Lab Manager

POLLUCON LABORATORIES PVT. LTD. SURAT-7

Dr. Arun Bajpai
Lab Manager (Q)

POLLUCON LABORATORIES PVT. LTD.

Environmental Auditors, Consultants & Analysts.
Cleaner Production / Waste Minimization Facilitator

Recognised by MoEF, New Delhi Under Sec. 12 of Environmental (Protection) Act-1986

RESULTS OF DUMP POND DISCHARGE

Location Name			Dump Pond Near TT4	
Date			October-25	January-26
			14/10/2025	15/01/2026
SR. NO.	TEST PARAMETER	UNIT	RESULTS	RESULTS
1	pH	--	8.29	8.27
2	Total Dissolved Solids	mg/L	1037	1076
3	Total Suspended Solids	mg/L	62	48
4	Turbidity	NTU	7.28	8.3
5	BOD (3 Days @ 27 °C)	mg/L	38.14	33.64
6	Dissolved Oxygen	mg/L	5.85	5.8
7	COD	mg/L	159	137
8	Salinity	ppt	LTAR(<2.0)	0.254
9	Oil & Grease	mg/L	LTAR(<2.0)	LTAR (<2.0)
10	Total Hardness as CaCO3	mg/L	138	153
11	Fluoride as F	mg/L	0.142	0.306
12	Chloride as Cl	mg/L	162	141
13	Zinc as Zn	mg/L	0.054	0.083
14	Cadmium as Cd	mg/L	LTAR(<0.002)	LTAR (<0.002)
15	Lead as Pb	mg/L	0.013	0.034
16	Mercury as Hg	mg/L	LTAR(<0.005)	LTAR(<0.005)

Note: Minimum Detection Limit; Oil & Grease: 2.0 mg/L, Cadmium as Cd: 0.001 mg/L, Mercury as Hg: 0.00025mg/L

H. T. Shah
Lab Manager

POLLUCON LABORATORIES PVT LTD SURAT-7

Dr. Arun Bajpai
Lab Manager (Q)

POLLUCON LABORATORIES PVT. LTD.

Environmental Auditors, Consultants & Analysts.
Cleaner Production / Waste Minimization Facilitator

Recognised by MoEF, New Delhi Under Sec. 12 of Environmental (Protection) Act-1986

FIGURE NO.3 WIND ROSE DIAGRAM [OCTOBER 2025 TO MARCH 2026]

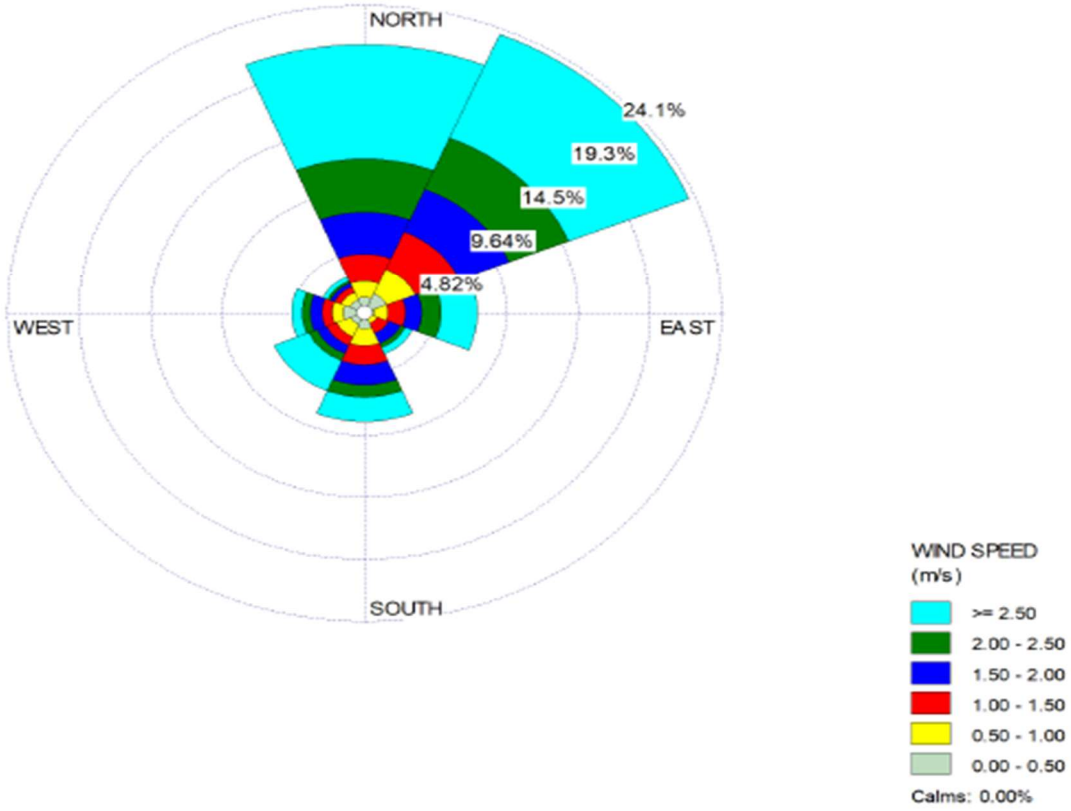

H. T. Shah
Lab Manager

POLLUCON LABORATORIES PVT. LTD. SURAT-7

Dr. Arun Bajpai
Lab Manager (Q)

Annexure- 6

Green Zone Details of Tuna Port (AKBTPL) upto March'26

adani Ports and Logistics	Adani Kandla Bulk Terminal Pvt. Ltd.-Tuna	From: Oct'25 To : Mar'26

Status of the Conditions stipulated in Environment and CRZ Clearance

CURRENT GREEN ZONE DETAILS OF TUNA PORT (AKBTPL) UP TO MARCH'2026						
Sr. No.	**Location**	**Area (Ha)**	**Tree (No.)**	**Shrubs (SQM)**	**Green Carpet (SQM)**	**Palm (No.)**
1.	Site Office Building and POB Building Area, SS-01 Building, Canteen Area	2.54	5271	4800	1305	709
2.	Pump House & Main Road Parallel towards SS-02	0.65	3478	150	00	14
3.	At Outside Main Gate (Zero Point to Port Main Gate 5 Km Road)	0.42	1310	00	00	288
4.	SS-2 Building Area & Jetty Road	2.64	4105	450	00	1084
5.	Internal Road surround Railway Building, Custom House, Security Main Gate, TT-03, Coal Yard Area	2.57	7040	210	00	28
6.	Near Weigh Bridge -04	0.24	2380	00	00	00
Total		**9.06**	**23584**	**5610**	**1305**	**2123**

Annexure- 7

Details of CSR activities carried out by Adani Foundation in F.Y. 2025-26

adani Ports and Logistics	Adani Kandla Bulk Terminal Pvt. Ltd.-Tuna	From: Oct'25 To : Mar'26

Status of the Conditions stipulated in Environment and CRZ Clearance

Sr. No.	Particulars	Approved Budget F.Y. 2025-26 (in INR Lakhs)			Serving	Exp. upto	% of utilization
		Capex	Opex	Total			
A	Education	-	17.43	17.43	4.69	12.74	73.09%
B	Community Health	-	1.00	1.00	0.37	0.63	62.84%
C	Climate Action	-	17.00	17.00	0.15	16.85	99.11%
D	Community Development	-	37.00	37.00	1.18	35.82	96.81%
	Total Budget:	**-**	**72.43**	**72.43**	**6.39**	**66.03**	**91.17%**

adani Ports and Logistics	Adani Kandla Bulk Terminal Pvt. Ltd.-Tuna	From: Oct'25 To : Mar'26

Status of the Conditions stipulated in Environment and CRZ Clearance







Adani Foundation organized Tree Plantation on occasion of opening ceremony to build Adani Van at Harsiddhi Dham of Vira Village.

Adani Foundation built Community Hall at Tuna Village.







As part of the initiative, 2 ponds have been deepened at Rampar village, each with a capacity of 14 thousand cubic meters.







Adani Foundation organized general health check-up camp at Vira & Rampar village (Tuna Site).

adani Ports and Logistics	Adani Kandla Bulk Terminal Pvt. Ltd.-Tuna	From: Oct'25 To : Mar'26

Status of the Conditions stipulated in Environment and CRZ Clearance







The Adani Foundation, AKBTPL- Tuna, and GKGH Bhuj collaborated to organize multi-speciality health camps in Tuna CSR villages.





The Adani Foundation operates by Mobile dispensary provide health services with token charge of 20/- rupees per patient daily by a doctor and a volunteer.







Climate Action at Adani Van