adani
Ports and Logistics

**Ref No. AKBTPL/ENVCELL/2026-27/02** **Date:** 19.11.2026

To,
**The Inspector General of Forest / Scientist C,**
Integrated Regional Office (IRO),
Ministry of Environment, Forest and Climate Change,
Karmayogi Bhawan, Block-03, F-2 Wing, 5th Floor,
Near CH-03 Circle, Sector – 10A,
Gandhinagar, Gujarat, India – 382010.
E-mail: eccompliance-guj@gov.in, iro.gandhingr-mefcc@gov.in

**Sub.:** Half yearly Compliance report of Environment and CRZ Clearance for the report namely "Creation of berthing and allied facilities of Tekra near Tuna, Gujarat"

**Ref**:

1. Environment and CRZ clearance issued to M/s Kandla Port Trust (KPT) vide letter no. 10–10/2008-IA.III dated 01st November 2011 and transferred to M/s Adani Kandla Bulk Terminal Private Limited (AKBTPL) vide letter no. #10-10/2008-IA.III dated 10th November 2014.
2. CRZ recommendation for creation of Berthing and Allied Facilities off Tekra near tuna issued by forest and environment government of Gujarat white letter bearing number ENV-10-2009-1543-E dated 23rd June 2010

**Dear Sir,**

Please refer to the above cited reference for the said subject matter. In connection to the same, it is to state that copy of the compliance report for the Environmental and CRZ Clearance for the period of April 2026 to September 2026 is being submitted through soft copy (e-mail communication).
Kindly consider above submission and acknowledge.

Thank you,
Yours Faithfully,
For, **M/s Adani Kandla Bulk Terminal Pvt. Ltd.**

Adani Kandla Bulk Terminal Pvt. Ltd.

**Gautam Sheth**
**(Business Head - AKBTPL)**
(Authorized Signatory)

**Copy to:**

1) The Director (Monitoring-IA Division), Ministry of Environment, Forests & Climate Change, Indira Paryavaran Bhawan, Jor Bagh Road, New Delhi-110003.
2) The Zonal Officer, Regional Office, CPCB – Western Region, Parivesh Bhawan, Opp. VMC Ward Office No. 10, Subhanpura, Vadodara – 390023.
3) The Member Secretary, GPCB – Head Office, Paryavaran Bhavan, Sector 10 A, Gandhi Nagar – 382010.
4) The Director, Forests & Environment Department, Block – 14, 8th floor, Sachivalaya, Gandhi Nagar – 382010.
5) The Regional Officer, Regional Office GPCB (Kutch-East), Gandhidham – 370201.
6) The Chief Engineer, Administrative Building, Kandla Port Trust, Gandhidham 370201

**Adani Kandla Bulk Terminal Pvt. Ltd.**
Adani Corporate House,
Shantigram, Nr. Vaishno Devi Circle,
S G Highway, Khodiyar,
Ahmedabad – 382421, Gujarat, India
CIN: U63090GJ2012PTC069305

Tel +91 79 2555 4444
Fax +91 79 2555 7177
investor.apsezl@adani.com
www.adaniports.com

# Environmental and CRZ Clearance Compliance Report of



# Construction of berthing & allied facilities off Tekra near Tuna, Gujarat

## Of

## Adani Kandla Bulk Terminal Pvt. Ltd.

## For Period:

## April–2026 to September–2026

## Index


| Sr. No. | Particulars | | Page Nos. |
|---|---|---|---|
| 1. | **Environment and CRZ Clearance Compliance Report** | | 05-12 |
| 2. | **CRZ Recommendation Compliance Report** | | 14-25 |
| 3. | **Annexures** | | |
| | Annexures -1 | Environment Management Cell Organogram | 27 |
| | Annexures -2 | Expenditure Details on Environmental Safeguards | 29 |
| | Annexures -3 | Acknowledgement Copy of Environment Statement for 2024-25 | 31 |
| | Annexures -4 | Details of Water Consumption and Treated Water | 33 |
| | Annexures -5 | Six Monthly Environment Monitoring Report (Oct'25 to Mar'26) | 35-64 |
| | Annexures -6 | Green Zone Details of Tuna Port (AKBTPL) upto March'26 | 66 |
| | Annexures -7 | Details of CSR activities carried out by Adani Foundation for F.Y. 2025-26 | 68-70 |

# Environmental and CRZ Clearance Letter issued by MoEF & CC dated 01.11.2011

# Compliance to Environmental and CRZ Clearance Letter issued by MoEF&CC

Environmental and CRZ clearance was obtained by Deendayal Port Authority (DPA) [Earlier named as Kandla Port Trust (KPT)] vide MoEF&CC letter dated 01.11.2011. AKBTPL and DPA entered into concession agreement for development of the dry bulk terminal at Tuna on BOOT basis. Said clearance was then transferred to AKBTPL vide MoEF&CC letter dated 10.11.2014.

**Half Yearly Compliance Report (HYCR) of Environment and CRZ Clearance issued by MoEF&CC dated 1st November 2011 bearing F. No. 10-10/2008-IA-III for Construction of berthing & allied Facilities off Tekra near Tuna, Gujarat.**

<table>
<tr><th>Sr. No</th><th>Condition</th><th>Compliance status as on 30.09.2026</th></tr>
<tr><td>5.</td><td colspan="2">Specific Condition</td></tr>
<tr><td>(i)</td><td>"Consent for Establishment" shall be obtained from State Pollution Control Board under Air and Water Act and a copy shall be submitted to the Ministry before start of any construction work at site.</td><td>Complied.<br>• Consent to Establishment (CtE) and Consent to Operate (CtO) is Obtained and renewed/amended from time to time as per the progress of the project activity. Construction activities are already completed, and the project is in operation phase since 2015. The details of present in-force CTO are mentioned below.<br><table><tr><th>Sr. No</th><th>Permission</th><th>Project</th><th>Ref. No./Order No.</th><th>Validity</th><th>Remarks</th></tr><tr><td>1.</td><td>CC&A Renewal</td><td>AKBTPL</td><td>AWH-139426</td><td>02.12.2029</td><td>--</td></tr></table>• Copy of the present in-force CC&A Renewal Order has already been submitted as part of HYCR (Oct-2024 to Mar-2025).</td></tr>
<tr><td>(ii)</td><td>Scientific studies shall be carried out by some expert and reputed organization like BNHS focusing among other things the marine environment in general and preservation of mangroves in particular against any possible adverse impact due to creation of the proposed facilities.</td><td>Complied.<br>• M/s. Gujarat Institute of Desert Ecology (GUIDE), Bhuj has conducted scientific studies for preservation and management of mangroves in May 2012. Details related to the same are already submitted as part of HYCR (Oct-14 to Mar-15) to MoEF & CC vide letter dated 11.05.2015 and there is no further change.<br>• Further, a study to ascertain tidal flushing in mangroves around the project area of the dry bulk terminal at Tuna was carried through GUIDE, Bhuj in April 2014 when construction activities were ongoing. Details related to the same were already submitted as part of HYCR (Oct-2016 to Mar-2017).<br>• Further, in order to understand the impacts of the existing project activity on marine ecology, a study was carried out through GUIDE in December 2016. Details related to the same were already submitted as part of HYCR (Oct-2016 to March-2017).</td></tr>
</table>

**Half Yearly Compliance Report (HYCR) of Environment and CRZ Clearance issued by MoEF&CC dated 1st November 2011 bearing F. No. 10-10/2008-IA-III for Construction of berthing & allied Facilities off Tekra near Tuna, Gujarat.**

| Sr. No | Condition | Compliance status as on 30.09.2026 |
|---|---|---|
| | | • It may be noted that GUIDE is one of the authorized agencies of Forest & Environment dept. Govt. of Gujarat. |
| (iii) | Proponent shall explore the possibilities of plantation of mangrove in the entire mud flat areas and submit the action plan to the Ministry prior to the commencement of the activity. | **Being Complied.**<br>• Based on the scientific studies for preservation and management of mangroves in May 2012 carried out by GUIDE it was suggested to DPA to carry out mangrove plantation in 500 ha. area.<br>• As agreed, AKBTPL has already completed Mangrove plantation in 250 ha area at Sach Sayeda bet. Balance 250 ha. Mangrove plantation shall be carried out by DPA.<br>• Monitoring report prepared by GUIDE for mangrove plantation in 250 ha carried out at Sach Saida bet is submitted as part of HYCR (Oct-14 to Mar-15) to MoEF & CC vide letter dated 11.05.2015. |
| (iv) | The dredge material shall be reused for low level rising whenever possible and excess shall be dumped into sea at the designated dumping areas identified based on mathematical model studies. | **Complied.**<br>• As per the study carried by IIT-Chennai, the dredge material is not suitable for reclamation/low level rising.<br>• Capital dredging was completed by DPA during the construction phase and the dredge material was disposed by DPA at a location identified by M/s. CWPRS, Pune in their study report.<br>• No dredging activities are carried out during Compliance Period of Apr-26 to Sep-26. |
| (v) | Though the project proponent has carried out EIA for individual components and it were examined by the committee before the issue of clearance, it is suggested that proponent shall update and submit a comprehensive EMP for the whole project and submit to the Ministry and Regional Office of the Ministry at Bhopal prior to commencement of the activity. | **Complied.**<br>• EMP was updated by AKBTPL and submitted to DPA. DPA has submitted the same vide letter dated 03.12.2013 to MoEF&CC as part of compliance report.<br>• Further, said EMP was also submitted by AKBTPL as a part of HYCR (Oct-14 to Mar-15) to MoEF&CC vide letter dated 11.05.2015 and there is no further change. |

| **Half Yearly Compliance Report (HYCR) of Environment and CRZ Clearance issued by MoEF&CC dated 1st November 2011 bearing F. No. 10-10/2008-IA-III for Construction of berthing & allied Facilities off Tekra near Tuna, Gujarat.** | | |
|---|---|---|
| **Sr. No** | **Condition** | **Compliance status as on 30.09.2026** |
| (vi) | The project proponent shall set up environmental management cell for effective implementation of the stipulated environmental safeguards under the supervision of a Senior Executive. | **Complied.**<br>• AKBTPL have a dedicated Environment Management Cell with qualified manpower for implementation of environmental safeguards and management.<br>• The site environment team directly reports to the Site Head. Further, the site Environment Cell continuously remains in loop with Corporate Environment Cell. The Environment Management Cell Organogram is attached as **Annexure – 1**. |
| (vii) | The funds earmarked for environmental management plan shall be included in the budget and this shall not be diverted for any other purpose. | **Complied.**<br>• Environmental Management Plan is in place and the funds earmarked (budgeted separately for each financial year) are being utilized for effective implementation of environmental safeguards and environment monitoring. All the expenses related to Environment Management Plan are recorded in advanced accounting system of the organization.<br>• Expenditure on environmental safeguards (including horticulture) for the period of Apr-'26 to Sep-'26 is approx. INR 79.07 Lakh out of a Budgeted Amount of INR 167.23 Lakh. Please refer **Annexure – 2** for further details. |
| **6** | **General Condition** | |
| (i) | Appropriate measures must be taken while undertaking digging activities to avoid any likely degradation of water quality. | **Complied.**<br>• Construction activities of the project are completed in March 2015.<br>• The project is now in operation phase and No digging activities were carried out during the compliance period from Apr- '26 to Sep- '26. |
| (ii) | Full support shall be extended to the officers of this Ministry/Regional Office at Bhopal by the project proponent during inspection of the project for monitoring purposes by furnishing full details and action plan including action taken reports in | **Complied.**<br>• AKBTPL is always extending full support to the regulatory authorities during their visit to the project site.<br>• Details related to the last visit of Scientist 'D', MoEF&CC, from Regional Office, Bhopal, on 24.05.2017 were submitted as a part of HYCR (Oct-2016 to Mar-2017). |

**Half Yearly Compliance Report (HYCR) of Environment and CRZ Clearance issued by MoEF&CC dated 1st November 2011 bearing F. No. 10-10/2008-IA-III for Construction of berthing & allied Facilities off Tekra near Tuna, Gujarat.**

| Sr. No | Condition | Compliance status as on 30.09.2026 |
|---|---|---|
| | respect of mitigation measures and other environmental protection activities. | |
| (iii) | A six-monthly monitoring report shall need to be submitted by the project proponent to the Regional Office of this Ministry at Bhopal regarding the implementation of the stipulated conditions. | **Complied.**<br>• A soft copy of last HYCR including results of monitoring data for the period of Oct-25 to Mar-26 was submitted through e-mail to IRO MoEF&CC Gandhinagar, Head Office of MoEF&CC @ New Delhi, Zonal Office of CPCB @ Baroda, GPCB @ Gandhinagar & Gandhidham and Dept. of Forests & Environment, Gandhinagar vide letter dated 29.05.2026. The HYCR is also uploaded on Adani Ports & SEZ (APSEZ) website https://www.adaniports.com/Downloads as well as on MoEF&CC Parivesh Portal.<br>• Please refer below for the details regarding past six HYCR submissions. |
| (iv) | Ministry of Environment & Forests or any other competent authority may stipulate any additional conditions or modify the existing ones, if necessary, in the interest of environment and the same shall be complied with. | **Point Noted.**<br>• All applicable conditions (if any) stipulated by the Ministry in the interest of environment will be complied. |
| (v) | The Ministry reserves the right to revoke this clearance if any of the conditions stipulated are not | **Point Noted.** |

| Sr No. | Compliance period | Date of submission |
|---|---|---|
| 1 | Apr'23 to Sep'23 | 30.11.2023 |
| 2 | Oct'23 to Mar'24 | 29.05.2024 |
| 3 | Apr'24 to Sep'24 | 30.11.2024 |
| 4 | Oct'24 to Mar'25 | 30.05.2025 |
| 5 | Apr'25 to Sep'25 | 28.11.2025 |
| 6 | Oct' 25 to Mar' 26 | 29.05.2026 |

**Half Yearly Compliance Report (HYCR) of Environment and CRZ Clearance issued by MoEF&CC dated 1st November 2011 bearing F. No. 10-10/2008-IA-III for Construction of berthing & allied Facilities off Tekra near Tuna, Gujarat.**

| Sr. No | Condition | Compliance status as on 30.09.2026 |
|---|---|---|
| | complied with the satisfaction of the Ministry. | • During the last compliance verification visit as mentioned in the sr. no ii of General Conditions above, there was no non-compliance observed. |
| (vi) | In the event of a change in the project profile or change in the implementation agency, a fresh reference shall be made to the Ministry of Environment and Forests. | **Complied.**<br>• Details related to transfer of EC/CRZ clearance in the name of AKBTPL have been submitted as a part of HYCR (Oct-14 to Mar-15) to MoEF & CC vide letter dated 11.05.2015. |
| (vii) | The project proponent shall inform the Regional Office as well as the Ministry, the date of financial closure and final approval of the project by the concerned authorities and date of start of land development work. | **Complied.**<br>• DPA has informed about the financial closure vide their letter no. EG/WK /4604(EC)/562 dated 26.12.2012. There is no further change. |
| (viii) | A copy of the clearance letter shall be marked to concern Panchayat /local NGO, if any, from whom any suggestion /representation have been made, received while processing the proposal. | • Condition is not applicable to AKBTPL. |
| (ix) | State Pollution Control Board shall display a copy of the clearance letter at the Regional Office, District Industries Centre and Collector's Office/ Tehsildar's office for 30 days. | • Condition is not applicable to AKBTPL. |
| 7 | These stipulations would be enforced among others under the provisions of Water (Prevention and Control of Pollution) Act 1974, the Air (Prevention and Control of Pollution) Act 1981, the Environment (Protection) Act, 1986, the Public Liability (Insurance) Act, 1991 and EIA Notification, 1994 including the | **Complied.**<br>• Permissions under the applicable rules and acts mentioned are already obtained. Please refer point no. I of specific conditions for further details. |

| Half Yearly Compliance Report (HYCR) of Environment and CRZ Clearance issued by MoEF&CC dated 1st November 2011 bearing F. No. 10-10/2008-IA-III for Construction of berthing & allied Facilities off Tekra near Tuna, Gujarat. | | |
|---|---|---|
| **Sr. No** | **Condition** | **Compliance status as on 30.09.2026** |
| | amendments and rules made thereafter. | |
| 8 | All other statutory clearances such as the approvals for the storage of diesel from Chief Controller of Explosives, Fire Department, Civil Aviation Department, Forest Conservation Act, 1980, Wildlife (Protection) Act, 1972 etc shall be obtained as applicable by the project proponents from the respective competent authorities. | **Noted.**<br>• Other permissions applicable to this project will be obtained from the competent authorities; if required. |
| 9 | The project proponent shall advertise in at least two local newspapers widely circulated in the region, one of which shall be in the vernacular language informing that the project has been accorded Env. Clearance and copies of clearances letters are available with the State Pollution Control Board and may also be seen on the website of the Ministry of Environment and Forests at http://www.envfor.nic.in.<br>The advertisement should be made within 10 days from the date of receipt of the Clearance letter and a copy of the same should be forwarded to RO of this Ministry at Bhopal. | **Complied.**<br>• DPA has published advertisement regarding accordance of the Environmental and CRZ clearance within 10 days from the date of receipt of the Clearance letter in two local newspapers (Aaj Kal and Divya Bhaskar) and copy of the same was submitted to the Regional office, MoEF&CC, Bhopal by DPA vide letter no. EG/WK/4604(EC)/1036 dated 25.11.2011. |
| 10 | Environmental Clearance is subject to final order of the Hon'ble Supreme Court of India in the matter of Goa Foundation Vs. Union of India in Writ Petition | • Noted and same will be complied based on further directions given by concerned authorities in this regard. |

| **Half Yearly Compliance Report (HYCR) of Environment and CRZ Clearance issued by MoEF&CC dated 1st November 2011 bearing F. No. 10-10/2008-IA-III for Construction of berthing & allied Facilities off Tekra near Tuna, Gujarat.** | | |
|---|---|---|
| **Sr. No** | **Condition** | **Compliance status as on 30.09.2026** |
| | (Civil) No. 460 of 2004 as may be applicable to this project. | |
| 11 | Status of compliance to the various stipulated environmental conditions and environmental safeguards will be uploaded by the project proponent in its website. | **Complied.**<br>• Please refer Point No. iii (Main Point 6 – General Condition). |
| 12 | A copy of clearance letter shall be sent by the proponent to concern Panchayat, Zila Parishad/Municipal Corporation, Urban Local Body and the Local NGO, if any from whom suggestions / representations, if any, were received while processing the proposal. The clearance letter shall also be put on the website of the company by the proponent. | **Complied.**<br>• Clearance letter is uploaded on APSEZ website: https://www.adaniports.com/Downloads |
| 13 | The proponent shall upload the status of compliance of the stipulated EC conditions, including results of monitored data on their website and shall update the same periodically. It shall simultaneously be sent to the Regional Office of MoEF, the respective Zonal Office of CPCB and the SPCB. | **Complied.**<br>Please refer Above point no. 11 of General conditions |
| 14 | The environmental statement for each financial year ending 31st March in Form –V as is mandated to be submitted by the project proponent to the concerned State Pollution Control Board as prescribed under the Environmental (Protection) Rules, 1986 as amended subsequently, | **Complied.**<br>• Environment Statement for FY 2025–26 has already been submitted to GPCB vide letter no. AKBTPL/ENV/ENVSTATEMENT/2025-26 dated 22.09.2026 and copy of the same is attached as **Annexure – 3**. Environment Statement for FY 2026–27 will be submitted to GPCB on or before the due date as specified in the prescribed rules. |

| Half Yearly Compliance Report (HYCR) of Environment and CRZ Clearance issued by MoEF&CC dated 1st November 2011 bearing F. No. 10-10/2008-IA-III for Construction of berthing & allied Facilities off Tekra near Tuna, Gujarat. | | |
|---|---|---|
| **Sr. No** | **Condition** | **Compliance status as on 30.09.2026** |
| | shall also be put on the website of the company along with the status of compliance of EC conditions and shall also be sent to the respective Regional Offices of MoEF by e-mail. | • The Environment Statement Compliance Report is also uploaded on APSEZ website: https://www.adaniports.com/Downloads |

# Compliance to CRZ Recommendation Letter Issued by Forest and Environment Department, Govt. of Gujarat

**Half yearly Compliance report of CRZ Recommendation for creation of Berthing and Allied Facilities off Tekra near Tuna issued by Forest and Environment, Govt. of Gujarat vide letter bearing no. ENV-10-2009-1543-E dated 23rd June, 2010**

| Sr. No | Condition | Compliance |
|---|---|---|
| 1 | The provisions of the CRZ notification of 1991 and subsequent amendments issued from time to time shall be strictly adhered to by the KPT. No activity in contradiction to the provisions of the CRZ Notification shall be carried out by the KPT. | **Complied.**<br>• All activities were completed in line with the CRZ Notification 1991 and its subsequent amendment. |
| 2 | No dredging reclamation or any other project related activities shall be carried out in the CRZ area categorized as CRZ I (i) and it shall have to be ensured that the mangroves habitats and other ecologically important and significant areas, if any, in the region are not affected due to any of the project activities. | **Complied.**<br>• Construction of the project is completed in March 2015. All construction activities were carried out as per the Environmental and CRZ clearance granted vide MoEF&CC letter dated 01.11.2011.<br>• All necessary precautions such as allowing free flow of water in the mangrove areas, waste management as per the applicable laws, treatment of sewage, dust suppression measures etc. are taken to ensure that the mangroves habitats and other ecologically important and significant areas in the region are not affected due to any of the project activities. |
| 3 | The KPT shall participate financially for installing and operating the Vessel Traffic Management System in the Gulf of Kutch and shall also take lead in preparing and operational sing the Regional Oil Spill Contingency plan in the Gulf of Kutch. | **Complied.**<br>• M/s DPA (Formerly Kandla Port Trust) contributed an amount of INR 41.25 Crores for installing and operating VTMS in Gulf of Kutch. Information was submitted to MoEF&CC as part of HYCR (Apr-2014 – Sep-2014) vide letter dated 13.11.2014.<br>• Please refer condition No.15 regarding Oil spill Contingency Plan.<br>• Regional Level Pollution Response exercise "SWACHCHH SAMUDRA-NW 2019" was carried out by Indian Coast Guard on 18.12.2019. All participants from various Oil Handling Agencies and |

| Half yearly Compliance report of CRZ Recommendation for creation of Berthing and Allied Facilities off Tekra near Tuna issued by Forest and Environment, Govt. of Gujarat vide letter bearing no. ENV-10-2009-1543-E dated 23rd June, 2010 | | |
|---|---|---|
| **Sr. No** | **Condition** | **Compliance** |
| | | Stakeholders (ICG, GMB Port, DPA Vadinar, IOCL, RIL, NAYARA Energy, BORL, ESBTL Salaya, APSEZL, HMEL, GSFC, PCB, Forest Dept., Customs, Fisheries & DPA Kandla) have participated in this exercise. |
| 4 | The KPT shall strictly ensure that no creeks or rivers are blocked due to any activity at Kandla. | **Complied.**<br>• No rivers are present at the project site. 3 Bridges and 8 culverts have been developed with a total cost of INR 2.01 Crores to allow free flow of water through creeks.<br>• Further, a study to ascertain tidal flushing in mangroves around the project area of the dry bulk terminal at Tuna was carried through GUIDE, Bhuj in April 2014 when construction activities were ongoing. An outcome of that study is that the water parameters are well within prescribed limits and no contamination could be discerned showing that the costal water in and around the jetty is clean and unpolluted. Also observed spatial variations in zooplankton density, composition was normal and no events negatively influencing the zooplankton community was noticed during the study. Details related to the same were already submitted as a part of HYCR (Oct-2016 to Mar-2017). The conditions as mentioned in the report are maintained. |
| 5 | Mangrove plantation in an area of 1000 ha. Shall be carried out by the KPT within 5 years in a time bound manner on Gujarat coastline either within or outside the Kandla Port Trust area and six-monthly compliance reports along with the | **Complied.**<br>• AKBTPL being BOOT operator, DPA requested AKBTPL to carry out mangrove plantation in 250 ha area. As agreed, AKBTPL has completed Mangrove plantation in 250 ha area at |

| Half yearly Compliance report of CRZ Recommendation for creation of Berthing and Allied Facilities off Tekra near Tuna issued by Forest and Environment, Govt. of Gujarat vide letter bearing no. ENV-10-2009-1543-E dated 23rd June, 2010 | | |
|---|---|---|
| **Sr. No** | **Condition** | **Compliance** |
| | satellite images shall be submitted to Ministry of Environment and Forests as well as to this department without fail. | Sach Saida bet. For further information regarding mangrove plantation activity, please refer reply to specific condition no ii and iii of the Environmental and CRZ clearance letter above. |
| 6 | No activities other than those permitted by the competent authority under the CRZ Notification shall be carried out. | **Complied.**<br>• All activities were completed in line with the CRZ Notification and its subsequent amendment. |
| 7 | No ground water shall be tapped for any purpose during the proposed expansion/modernization activities. | **Complied.**<br>• AKBTPL does not draw any ground water for the water requirement. Present source of water for various operation activities is Gujarat Water Infrastructure Limited (GWIL). Average Water consumption for the period Apr' 26 to Sep' 26 was 1119.67 KLD. Average Wastewater received was 7.69 KLD & Treated water was 6.49 KLD for the period Apr' 26 to Sep' 26. Please refer **Annexure – 4** for further details. |
| 8 | All necessary permission from different Government Departments/ agencies shall be obtained by the KPT before commencing the expansion activities. | Not applicable at present<br>• All construction activities are completed in March 2015. No expansion activities are carried out. All necessary permissions will be obtained in future before commencing the expansion activities.<br>• However, an application by AKBTPL to obtain Environment and CRZ clearance for carrying out additional capital dredging in the existing approach channel, berth pockets and turning circles (in order to handle capsize vessels, not to expand the approved project activity) is in process with the MoEF&CC. The said activity will be |

**Half yearly Compliance report of CRZ Recommendation for creation of Berthing and Allied Facilities off Tekra near Tuna issued by Forest and Environment, Govt. of Gujarat vide letter bearing no. ENV-10-2009-1543-E dated 23rd June, 2010**

<table>
<tr><th>Sr. No</th><th>Condition</th><th>Compliance</th></tr>
<tr><td></td><td></td><td>carried out only after obtaining the requisite permissions.</td></tr>
<tr><td>9</td><td>No effluent or sewage shall be discharged into the sea/creek or in the CRZ area and it shall be treated to conform to the norms prescribed by the Gujarat Pollution Control Board and would be reused/recycled within the plant premises.</td><td>Complied.<br>• No effluent is generated at the project site.<br>• Avg. 7.69 KLD of sewage generated during the period of Apr' 26 to Sep' 26 is treated in 25 KLD capacities STP based on FAB technology and treated water Avg. 6.49 KLD is used for horticulture purpose within plant premises after achieving permissible limits prescribed by GPCB.<br>• Third party analysis of the treated water is being carried out Twice in a month by NABL and MoEF&CC accredited agency namely M/s. Pollucon Laboratories Pvt. Ltd. (NABL Certificate No:- TC-14227) Summary of the same for duration from Apr' 26 to Sep' 26 is mentioned below.<br><br>
<table>
<tr><th>Parameter</th><th>Unit</th><th>Max</th><th>Min</th><th>Ave.</th><th>Perm. Limit*</th></tr>
<tr><td>pH</td><td>-</td><td>7.75</td><td>7.37</td><td>7.61</td><td>5.5-9.0</td></tr>
<tr><td>TSS</td><td>mg/L</td><td>19.86</td><td>10.26</td><td>14.50</td><td>20</td></tr>
<tr><td>BOD (5 Days @ 20 °C)</td><td>mg/L</td><td>9.40</td><td>4.16</td><td>6.16</td><td>10</td></tr>
<tr><td>COD</td><td>mg/L</td><td>40.98</td><td>23.74</td><td>27.36</td><td>50</td></tr>
<tr><td>Total Nitrogen</td><td>mg/L</td><td>3.62</td><td>1.94</td><td>2.54</td><td>10</td></tr>
<tr><td>Fecal Coliform</td><td>MPN/ 100 ml</td><td>210</td><td>58.00</td><td>112.0</td><td><1000</td></tr>
</table>
*as per CC&A granted by GPCB'<br><br>• Please refer Annexure – 5 for detailed analysis reports. Total Expenditures of the Environment Monitoring for the period (Apr' 26 to Sep' 26) are INR 3.00 Lakh.</td></tr>
<tr><td>10</td><td>All the recommendations and suggestions given by the NIOT in their Comprehensive Environment Impact Assessment report</td><td>Complied.<br>• The EMP prepared by NIOT in the EIA report was updated by AKBTPL (based on</td></tr>
</table>

| Half yearly Compliance report of CRZ Recommendation for creation of Berthing and Allied Facilities off Tekra near Tuna issued by Forest and Environment, Govt. of Gujarat vide letter bearing no. ENV-10-2009-1543-E dated 23rd June, 2010 | | |
|---|---|---|
| **Sr. No** | **Condition** | **Compliance** |
| | for conservation /protection and betterment of environment shall be implemented strictly by the KPT. | the condition mentioned in the EC and CRZ clearance) and submitted to DPA. DPA has submitted the same vide letter dated 03.12.2013 to MoEF&CC as part of compliance report. All the measures mentioned in the updated EMP prepared by AKBTPL are implemented for environment protection. |
| 11 | The construction and operation activities shall be carried out in such a way that there is no negative impact on mangroves and other coastal/marine habitats. The construction activities and dredging shall be carried out only under the constant supervision and guidelines of the NIOT. | **Complied.**<br>• All construction and operation activities are carried out meticulously to ensure that there is no negative impact on mangroves and other coastal / marine habitats. Please refer to Sr. no. ii and iii of the specific conditions of the EC and CRZ clearance above for further details.<br>• Construction activities have been completed in March 2015 based on the NIOT recommendations. During construction phase capital dredging was carried out by DPA and the dredge material was disposed at a location identified by M/s. CWPRS, Pune in their study report.<br>• No digging activities were carried out during the period from Apr' 26 to Sep' 26. |
| 12 | The KPT shall contribute financially for any common study or project that may be proposed by this Department for environmental management/ conservation / improvement for the Gulf of Kutch. | • Noted and same will be complied on receipt of such recommendations from concerned authorities. |
| 13 | The construction debris and/or any other type of waste shall not be disposed-off into the sea, creek or in the CRZ areas. The debris shall be removed from the construction site immediately after construction is over. | **Complied.**<br>• Construction of the project is completed in March 2015. |

| Half yearly Compliance report of CRZ Recommendation for creation of Berthing and Allied Facilities off Tekra near Tuna issued by Forest and Environment, Govt. of Gujarat vide letter bearing no. ENV-10-2009-1543-E dated 23rd June, 2010 | | |
|---|---|---|
| **Sr. No** | **Condition** | **Compliance** |
| 14 | The construction camps shall be located outside the CRZ area, and the construction labour shall be provided with the necessary amenities, including sanitation, water supply and fuel and it shall be ensured that the environmental conditions are not deteriorated by the construction labours. | **Complied.**<br>• Construction of the project was completed in March 2015 and during construction of the project AKBTPL have provided necessary amenities like sanitation, water supply and fuel to the construction labours. AKBTPL have also ensured that environmental conditions are not deteriorated by the construction labours during the construction activities. |
| 15 | The KPT shall regularly update its Local Oil Spill Contingency and Disaster Management Plan in consonance with the National Oil Spill and Disaster Contingency Plan and shall submit the same to the MoEF, GOI and this Department after having it vetted through the Indian Coast Guard. | **Complied.**<br>• DPA is already having updated Disaster Management Plan as well as Oil Spill Contingency Plan.<br>• DPA has also executed MoU with oil companies i.e. IOCL, HPCL, BPCL etc. for setting up of their Tier I facility for combating Oil Spill at Kandla.<br>• Necessary action will be taken by AKBTPL in consultation with DPA to combat emergency situations. |
| 16 | The KPT shall bear the cost of the external agency that may be appointed by this Department for supervision/ monitoring of proposed activities and the environmental impacts of proposed activities. | • Noted and same will be complied on receipt of such recommendations from concerned authorities. |
| 17 | The KPT shall take up massive greenbelt development activities in and around Kandla and also within the KPT limits. | **Complied.**<br>• Plantation activity is an on-going process. As part of the same, greenbelt within and along the periphery of the back-up area is being developed on regular basis(refer **Annexure – 8**)<br>• Approx. 9.06 ha area is developed till Mar'26 as greenbelt so far with various types of trees (Approx. 23584 nos.). Please refer **Annexure – 6** for further |

**Half yearly Compliance report of CRZ Recommendation for creation of Berthing and Allied Facilities off Tekra near Tuna issued by Forest and Environment, Govt. of Gujarat vide letter bearing no. ENV-10-2009-1543-E dated 23rd June, 2010**

| Sr. No | Condition | Compliance |
|---|---|---|
| | | details regarding greenbelt development. Total expenditure of the horticulture/greenbelt development for the period of Apr' 26 to Sep' 26 is INR 32.74 Lakh out of the allocated amount of INR 56.98 Lakh for the period of FY 2026-27. |
| 18 | The KPT shall have to contribute financially for taking up the socio-economic upliftment activities in this region in consultation with the Forest and Environment Department and the District Collector/District Development Officer. | **Complied.**<br>• Adani Foundation is the CSR wing of Adani group. All CSR activities are planned out at Tuna by Adani Foundation (AF). AF works in the following five main areas:<br>1. Education<br>2. Community Health<br>3. Sustainable livelihood<br>4. Rural Infrastructure Development<br>5. Skill Development<br>• Various activities related to above mentioned areas are being carried out on regular basis for socio-economic up liftmen of surrounding villages by Adani Foundation. Details of the activities carried out are shared with FOKIA (Federation of Kutch Industries Association). Total expenditures of the CSR activities are INR 92.13 Lakh for the period of Apr' 26 to Sep' 26. Please refer **Annexure – 7** for further details. |
| 19 | A separate budget shall be earmarked for environmental management and socio-economic activities and details thereof shall be furnished to this Department as well as the MoEF, GoI. The details with respect to the expenditure from this budget head shall also be furnished. | **Complied.**<br>• Main constituents of the Environmental Management Plan are Environmental Monitoring; Greenbelt Development; Mangrove Plantation; Maintaining Bridges/ Culverts for protection of Creeks; Treatment and Disposal of |

**Half yearly Compliance report of CRZ Recommendation for creation of Berthing and Allied Facilities off Tekra near Tuna issued by Forest and Environment, Govt. of Gujarat vide letter bearing no. ENV-10-2009-1543-E dated 23rd June, 2010**

| Sr. No | Condition | Compliance |
|---|---|---|
| | | wastes; mechanization of operations etc.<br>• Approximately INR 79.07 Lakh is spent during the period (Apr' 26 to Sep' 26) for various activities mentioned here. Please refer to **Annexure – 2** for details related to Environmental Expenditures and **Annexure – 7** for Expenditures related to CSR activities. |
| 20 | A separate environmental management cell with qualified personnel shall be created for environmental monitoring and management during construction and operational phases of the project. | **Complied.**<br>• AKBTPL has environment management cell with qualified manpower for implementation of environmental safeguards and management. The Environment Cell continuously remains in loop with Corporate Environment Cell. The Environment Management Cell Organogram is attached as **Annexure – 1**. |
| 21 | An Environmental report indicating the changes, if any, with respect to the baseline environment quality in the coastal and marine environment shall be submitted every year by the KPT to this Department as well as to the MoEF, GoI. | **Complied.**<br>• Ambient Air Quality (twice in a week), and Noise (4 times in a month) level monitoring at 4 locations and marine water and sediment monitoring (once in a month) at 2 locations are being carried out by NABL and MoEF&CC accredited agency namely M/s. Pollucon Laboratories Pvt. Ltd. Summary of the same for duration from Apr' 26 to Sep' 26 is mentioned below.<br>**AAQM and noise sampling locations: 4 Locations** |

| Para meter | Unit | Max | Min | Avg. | Perm. Limit* |
|---|---|---|---|---|---|
| $PM_{10}$ | µg/m³ | 90.27 | 53.31 | 71.8 | 100 |
| $PM_{2.5}$ | µg/m³ | 49.04 | 24.64 | 36.84 | 60 |
| $SO_2$ | µg/m³ | 21.57 | 9.31 | 15.44 | 80 |
| $NO_2$ | µg/m³ | 34.51 | 20.34 | 27.42 | 80 |

**Half yearly Compliance report of CRZ Recommendation for creation of Berthing and Allied Facilities off Tekra near Tuna issued by Forest and Environment, Govt. of Gujarat vide letter bearing no. ENV-10-2009-1543-E dated 23rd June, 2010**

| Sr. No | Condition | Compliance |
|---|---|---|

| Noise | Unit | Leq Max | Leq Min | Leq Avg. | Leq Perm. Limit* |
|---|---|---|---|---|---|
| Day Time | dB(A) | 71.0 | 55.6 | 62.91 | 75 |
| Night-time | dB(A) | 68.4 | 49.8 | 57.14 | 70 |

* As per NAAQ standards, 2009 (IS 9876/IS 9989)
* As per CC&A granted by GPCB

### Marine water sampling locations: 2 Nos.

| Parameter | Unit | Surface | | |
|---|---|---|---|---|
| | | Max | Min | Average |
| pH | -- | 8.19 | 7.89 | 8.00 |
| TDS | mg/L | 37814 | 36246 | 37077 |
| TSS | mg/L | 237.00 | 146.00 | 180.00 |
| BOD (3 Days @ 27 oC) | mg/L | 6.72 | 3.90 | 5.31 |
| DO | mg/L | 5.80 | 5.70 | 5.77 |
| Salinity | ppt | 35.76 | 34.16 | 35.01 |
| COD | mg/L | 31.96 | 13.20 | 23.66 |

ND* - NOT DETECTED

| Parameter | Unit | Bottom | | |
|---|---|---|---|---|
| | | Max | Min | Average |
| pH | -- | 8.36 | 7.95 | 8.14 |
| TDS | mg/L | 38124 | 36802 | 37441.5 |
| TSS | mg/L | 189.00 | 112.00 | 149.00 |
| BOD (3 Days @ 27 oC) | mg/L | 5.26 | 3.18 | 4.25 |
| DO | mg/L | 7.85 | 5.5 | 6.15 |
| Salinity | ppt | 36.14 | 34.68 | 35.41 |
| COD | mg/L | 28.50 | 13.46 | 18.63 |

ND* - NOT DETECTED

### Sediment sampling locations: 2 Nos.

| Parameter | Unit | Sediment | | |
|---|---|---|---|---|
| | | Max | Min | Average |
| Organic Matter | % | 0.713 | 0.486 | 0.589 |
| Phosphorus as P | µg/gm | 490 | 237 | 361 |
| Aluminium as Al | % | 4.12 | 3.28 | 3.79 |
| Total Chromium as Cr+3 | µg/gm | 40.96 | 27.19 | 33.71 |
| Manganese as Mn | µg/gm | 546 | 268 | 427 |
| Iron as Fe | % | 4.32 | 3.16 | 3.91 |
| Nickel as Ni | µg/gm | 59.13 | 29.87 | 41.67 |
| Copper as Cu | µg/gm | 48.43 | 27.19 | 36.80 |
| Zinc as Zn | µg/gm | 76.20 | 42.98 | 58.40 |
| Lead as Pb | µg/gm | LTAR | LTAR | LTAR |
| Mercury as Hg | µg/gm | LTAR | LTAR | LTAR |

LTAR* - Lower than Accreditation Range (<1.0)

| Half yearly Compliance report of CRZ Recommendation for creation of Berthing and Allied Facilities off Tekra near Tuna issued by Forest and Environment, Govt. of Gujarat vide letter bearing no. ENV-10-2009-1543-E dated 23rd June, 2010 | | |
|---|---|---|
| **Sr. No** | **Condition** | **Compliance** |
| | | • Please refer **Annexure – 5** for detailed analysis reports. Approx. INR 3.00 Lakh is spent for all Environmental Monitoring activities during the period from Apr' 26 to Sep' 26. |
| 22 | The KPT shall have to contribute financially to support the National Green Corps Scheme being implemented in the Gujarat by GEER Foundation, Gandhinagar, in consultation with Forest and Environment Department. | **Complied.**<br>• National Green Corps Scheme is being implemented by GEER foundation. AKBTPL requested GEER foundation to provide details of the program and financial assistance required so that necessary support may be provided. Further to the communication from GEER foundation, various activities were carried out on 21 March, International Day of Forests in 2014, at a school in Rampar, under National Green Corps. Details regarding the same were submitted as part of the compliance period Oct' 13 to Mar'14. Support will be extended to GEER foundation for any such activities in future. |
| 23 | A six-monthly report on compliance of the conditions mentioned in this letter shall have to be furnished by the KPT on a regular basis to this Department/MoEF, GOI. | **Complied.**<br>For further details, please refer point no. iii (Main Point No. 6 – General Condition). |
| 24 | The KPT before commencing any activity, at the location under the consideration, shall have the latest CRZ map prepared through one of the authorized agencies and the map shall have land use features within the area of 5 km radius from the location along with the HTL and LTL and CRZ boundary and inland if any or mangroves area shall be used for the proposed development. | **Complied.**<br>• CRZ map including land features prepared by institute of Remote sensing, Anna University, Chennai is already submitted by DPA to MoEF&CC vide letter no. EG/WK/4604 (EC)/146 dated 14.02.2012. |

**Half yearly Compliance report of CRZ Recommendation for creation of Berthing and Allied Facilities off Tekra near Tuna issued by Forest and Environment, Govt. of Gujarat vide letter bearing no. ENV-10-2009-1543-E dated 23rd June, 2010**

| Sr. No | Condition | Compliance |
|---|---|---|
| 25 | The entire jetty and approach shall be constructed on piles to ensure the free flow of water and that no creeks are blocked in any way. | **Complied.**<br>• As per the Environmental/ CRZ clearance obtained from MoEF&CC approach road of 2 km is constructed on rubble mound and 1.7 km approach road below low water line is constructed on piles. The entire jetty is constructed on piles. Bridges are constructed at three creeks and box/piped culverts are placed with total cost of INR 2.01 crores at various locations to allow free flow of water.<br>• Photographs of the same are already submitted as part of half yearly compliance report (Oct-14 to Mar-15) to MoEF & CC vide letter dated 11.05.2015 and there is no further change. |
| 26 | The KPT shall create a full-fledged and environmental cell for implementation of the Environment Management Programme and monitoring of the environmental parameters/post project monitoring. | **Complied.**<br>• Please refer above point no. (vi) of Specific conditions. |
| 27 | The KPT shall have to take up in-situ biodiversity conservation project for mangroves at least in 5 ha. of area in addition to plantation of mangrove in 1000 ha. | **Complied.**<br>5 ha in-situ biodiversity conservation project for mangroves is carried out at Sach Saida bet (location identified by DPA). M/s GUIDE has prepared a final report of the same. Details related to the same are already submitted (as part of half yearly compliance report Apr-2017 to Sep-2017. |
| **General conditions** | | |

| Half yearly Compliance report of CRZ Recommendation for creation of Berthing and Allied Facilities off Tekra near Tuna issued by Forest and Environment, Govt. of Gujarat vide letter bearing no. ENV-10-2009-1543-E dated 23rd June, 2010 | | |
|---|---|---|
| **Sr. No** | **Condition** | **Compliance** |
| 28 | A separate budget shall be earmarked for environmental management and socio-economic activities and details thereof shall be furnished to this Department as well as the MoEF, GoI. The details with respect to the expenditure from this budget head shall also be furnished. | **Complied.**<br>• Please refer point no. 19 above for the reply to this condition. |
| 29 | Any other condition that may be stipulated by this Department from time to time for environment protection /management purpose shall also have to be complied with by the KPT. | Agreed. |

# Annexure- 1

## Environment Management Cell Organogramm

adani
Ports and Logistics

## Organogram of Environment Management Cell, AKBTPL, Tuna

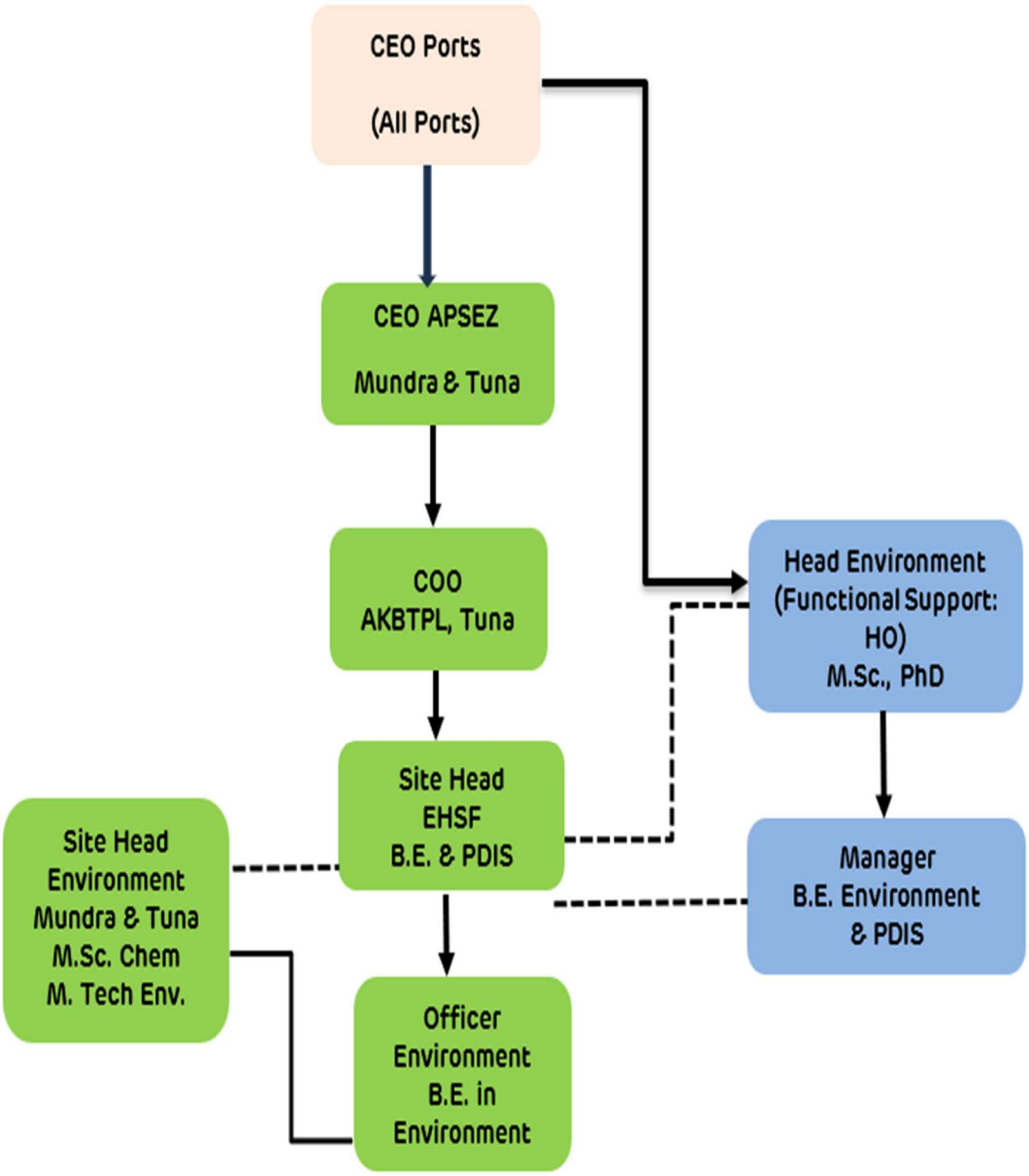

# Annexure- 2

## Expenditure Details on Environmental Safeguards for F.Y. 2026-27

| adani Ports and Logistics | Adani Kandla Bulk Terminal Pvt. Ltd.-Tuna | From: Apr '26<br>To : Sep '26 |
|---|---|---|

**Status of the Conditions stipulated in Environment and CRZ Clearance**

| Sr. No. | Activity ~~of~~ | Cost incurred (INR in Lacs) | | | Budgeted Cost (INR in Lacs) |
|---|---|---|---|---|---|
| | | F.Y. 2024 – 25 | F.Y. 2025 – 26 | F.Y. 2026 – 27 (Till Sep. – '26) | F.Y. 2026 - 27 |
| 1. | Environmental Monitoring | 9.04 | 8.42 | 3.00 | 11.55 |
| 2. | Environment Days Celebration, Awareness Program, Award Application | 1.31 | 2.12 | 2.16 | 2.85 |
| 3. | Greenbelt development | 40.25 | 60.00 | 32.74 | 56.98 |
| 4. | Treatment and Disposal of Bio-medical Waste | 1.17 | 1.22 | 0.64 | 1.28 |
| 5. | Hazardous/Non-Hazardous waste management & Disposal | 8.66 | 8.04 | 3.54 | 8.42 |
| 6. | O&M of sewage treatment plant and OWC plant | 0.45 | 0.44 | 1.36 | 5.35 |
| 7. | Dust Suppression Activities | 90.70 | 60.67 | 35.63 | 74.00 |
| 8. | Maintenance of conveyor belt. | 0.00 | 0.00 | 0.00 | 0.00 |
| 9 | Expenditure of Environment Dept. (Apart from above line items) | 7.31 | 0.00 | 0.00 | 6.80 |
| **Total** | | **158.89** | **140.91** | **79.07** | **167.23** |

# Annexure- 3

## Acknowledgement Copy of Environment Statement for 2025-26

adani
Ports and Logistics

PCB ID: 46110

AKBTPL/ENV/ENVSTATEMENT/2025-26

**Date: 22.09.2026**

To,

**The Member Secretary,**
Gujarat Pollution Control Board,
Paryavaran Bhavan,
Sector 10-A,
**Gandhinagar – 382 010.**

**Sub:** Environmental Statement for the Financial Year ending 31st March 2026 for **M/s Adani Kandla Bulk Terminal Pvt Ltd (AKBTPL)**

**Ref:** PCB ID: 46110, Consent Order No. AWH – 139426, Date of issue: 04.01.2025, Valid upto: 02.12.2029

Dear Sir,

With reference to the above mentioned subject and reference, please find enclosed Environmental Statement in Form-V prescribed under Rule 14 of the Environment (Protection) Rules 1986, for M/s. Adani Kandla Bulk Terminal Pvt Ltd, Village: Tuna, Taluka: Anjar, Dist.: Kutch for the financial year ending 31st March 2026.

Thanking you,
Yours faithfully,
For, **Adani Kandla Bulk Terminal Pvt. Ltd.**

**Authorised Signatory**
**Gautam Sheth**
**(Business Head - AKBTPL)**

Adani Kandla Bulk Terminal Pvt. Ltd.

**Encl:** As above

**Copy to:**
The Regional Officer,
Regional Office (East – Kutch),
Gujarat Pollution Control Board,
Gandhidham, Kutch – 370201.

**Adani Kandla Bulk Terminal Pvt. Ltd.**
Adani Corporate House,
Shantigram, S G Highway
Ahmedabad 382 421
Gujarat, India
CIN: U63090GJ2012PTC069305

Tel +91 79 2555 4444
Fax +91 79 2555 7177
www.adaniports.com

Registered Office: Adani Corporate House, Shantigram, Nr. Vaishno Devi Circle, S.G. Highway, Khodiyar, Ahmedabad – 382421, Gujarat, India

# Annexure- 4

## Details of Water Consumption and Treated Water

| adani Ports and Logistics | Adani Kandla Bulk Terminal Pvt. Ltd.-Tuna | From: Apr '26<br>To : Sep '26 |
|---|---|---|

**Status of the Conditions stipulated in Environment and CRZ Clearance**

| Water Consumption Details (Apr '26 to Sep' 26) | | | |
|---|---|---|---|
| **Month** | **Domestic (KL)** | **Industrial (KL)** | **Total (KL)** |
| April-26 | 252 | 48212 | 48464 |
| May-26 | 289 | 57773 | 58062 |
| June-26 | 312 | 29504 | 29816 |
| July-26 | 303 | 21658 | 21961 |
| August-26 | 288 | 23748 | 24036 |
| September-26 | 446 | 17477 | 17923 |
| **Total** | **1890** | **198372** | **200262** |
| **Avg. Per Day** | **10.50** | **1102.07** | **1112.52** |

| Details of Domestic Sewage Received & Treated Water Discharge (Apr '26 to Sep' 26) | | |
|---|---|---|
| **Month** | **Sewage Received (KL)** | **Treated Water Discharge (KL)** |
| April-26 | 202 | 160 |
| May-26 | 195 | 157 |
| June-26 | 218 | 175 |
| July-26 | 211 | 170 |
| August-26 | 192 | 154 |
| September-26 | 366 | 313 |
| **Total** | **1639** | **1332** |
| **Avg. Per Day** | **9.01** | **7.33** |

# Annexure- 5

## Six Monthly Environment Monitoring Report (Apr '26 to Sep' 26)

POLLUCON LABORATORIES PVT. LTD.
Environmental Auditors, Consultants & Analysts.
Cleaner Production / Waste Minimization Facilitator

Recognised by MoEF, New Delhi Under Sec. 12 of Environmental (Protection) Act-1986

# "ENVIRONMENTAL MONITORING REPORT"

# FOR

# ADANI KANDLA BULK TERMINAL PRIVATE LIMITED.
# KANDLA, KUTCH.

# APRIL-26 TO SEPTEMBER-26

H. T. Shah
Lab Manager

POLLUCON LABORATORIES PVT. LTD. SURAT-7

Dr. Arun Bajpai
Lab Manager (Q)

POLLUCON LABORATORIES PVT. LTD.

Environmental Auditors, Consultants & Analysts.
Cleaner Production / Waste Minimization Facilitator

Recognised by MoEF, New Delhi Under Sec. 12 of Environmental (Protection) Act-1986

**METHODS AND EQUIPMENTS USED FOR SAMPLING AND ANALYSIS**

| SR. NO. | Monitoring Details | Equipments Used | Sampling and Analysis Method |
|---|---|---|---|
| 1 | Ambient Air Quality Monitoring | RDS, FDS, Gaseous Attachment with Impinger | CPCB Guideline / IS:5182 |
| 2 | Noise Monitoring | Noise Meter | IS 9876 / IS 9989 |
| 3 | Sea Water Monitoring | Depth Sampler | IS:3025 / APHA / USEPA / ASTM |
| 4 | Sea Sediment Monitoring | Grab Sampler | CPCB Guideline / IS / APHA / USEPA / ASTM |
| 5 | Drinking Water Analysis | Sealed & Sterile Bottle | IS:10500:2012 |
| 6 | Sewage water Analysis | Sealed & Sterile Bottle | APHA / IS:3025 |
| 7 | Stack Monitoring | Stack Monitoring Sampler / Kit | IS:11255 / NDIR Gas Analyzer |
| 8 | Dump Pond Discharge | Sealed & Sterile Bottle | APHA / IS:3025 |
| 9 | Wind Rose Diagram | Online Weather Station | Wind Rose Plotting Software |

H. T. Shah
Lab Manager

POLLUCON LABORATORIES PVT. LTD. SURAT-7.

Dr. Arun Bajpai
Lab Manager (Q)

POLLUCON LABORATORIES PVT. LTD.

Environmental Auditors, Consultants & Analysts.
Cleaner Production / Waste Minimization Facilitator

Recognised by MoEF, New Delhi Under Sec. 12 of Environmental (Protection) Act-1986

## NATIONAL AMBIENT AIR QUALITY STANDARDS DATED 16TH NOV.2009, CPCB NEW DELHI.

| SR. NO. | TEST PARAMETER | UNIT | Concentration in ambient air | Method Of Measurement |
|---|---|---|---|---|
| 1 | Particulate Matter ($PM_{10}$) | $\mu g/m^3$ | 100 | IS:5182 (Part 23) |
| 2 | Particulate Matter ($PM_{2.5}$) | $\mu g/m^3$ | 60 | CPCB guidelines for AAQM (Vol. I, NAAQMS/36/2012-13) |
| 3 | Sulphur Dioxide ($SO_2$) | $\mu g/m^3$ | 80 | IS:5182 (Part 2) |
| 4 | Oxides of Nitrogen ($NO_2$) | $\mu g/m^3$ | 80 | IS:5182 (Part 6) |

NS#: Not Specified, ** National Ambient Air Quality Standards Dated: 18/11/2009 as per Central Pollution Control Board, New Delhi.

H. T. Shah
Lab Manager

POLLUCON LABORATORIES PVT. LTD. SURAT-7.

Dr. Arun Bajpai
Lab Manager (Q)

POLLUCON LABORATORIES PVT. LTD.

Environmental Auditors, Consultants & Analysts.
Cleaner Production / Waste Minimization Facilitator

Recognised by MoEF, New Delhi Under Sec. 12 of Environmental (Protection) Act-1986

**TABLE NO. 1 RESULTS OF AAQM FOR NEAR SUB STATION -1 [APRIL 2026 TO SEPTEMBER 2026]**

| Sr. No. | Date of Sampling | Particulate Matter ($PM_{10}$) ($\mu g/m^3$) | Particulate Matter ($PM_{2.5}$) ($\mu g/m^3$) | Sulphur Dioxide ($SO_2$)($\mu g/m^3$) | Oxides of Nitrogen ($NO_2$) ($\mu g/m^3$) |
|---|---|---|---|---|---|
| 1 | 02/04/2026 | 54.14 | 20.39 | 11.35 | 28.46 |
| 2 | 06/04/2026 | 66.34 | 35.66 | 7.76 | 25.84 |
| 3 | 09/04/2026 | 51.37 | 24.23 | 15.60 | 33.44 |
| 4 | 13/04/2026 | 61.46 | 28.73 | 10.52 | 23.61 |
| 5 | 16/04/2026 | 50.56 | 21.89 | 13.24 | 29.13 |
| 6 | 20/04/2026 | 60.51 | 34.53 | 17.57 | 24.56 |
| 7 | 23/04/2026 | 64.52 | 25.36 | 9.78 | 18.87 |
| 8 | 27/04/2026 | 68.34 | 30.40 | 14.59 | 22.42 |
| 9 | 30/04/2026 | 53.46 | 23.69 | 12.49 | 34.25 |
| 10 | 04/05/2026 | 65.42 | 30.24 | 8.65 | 20.61 |
| 11 | 07/05/2026 | 55.44 | 33.20 | 16.74 | 23.57 |
| 12 | 11/05/2026 | 62.42 | 26.57 | 9.59 | 14.27 |
| 13 | 14/05/2026 | 58.46 | 23.44 | 15.24 | 17.82 |
| 14 | 18/05/2026 | 69.48 | 28.44 | 12.61 | 27.36 |
| 15 | 21/05/2026 | 57.57 | 25.65 | 18.23 | 19.33 |
| 16 | 25/05/2026 | 76.35 | 39.33 | 7.81 | 15.46 |
| 17 | 28/05/2026 | 52.48 | 22.73 | 17.54 | 25.03 |
| 18 | 01/06/2026 | 57.42 | 28.82 | 13.25 | 22.09 |
| 19 | 04/06/2026 | 63.58 | 20.27 | 11.18 | 26.27 |
| 20 | 08/06/2026 | 53.44 | 25.88 | 7.12 | 15.34 |
| 21 | 11/06/2026 | 59.36 | 36.11 | 9.40 | 30.47 |
| 22 | 15/06/2026 | 67.56 | 39.81 | 15.41 | 20.16 |
| 23 | 18/06/2026 | 56.37 | 30.83 | 8.62 | 25.64 |
| 24 | 22/06/2026 | 47.84 | 22.05 | 14.62 | 21.84 |
| 25 | 25/06/2026 | 55.45 | 26.79 | 6.58 | 16.59 |
| 26 | 29/06/2026 | 61.24 | 27.96 | 18.61 | 28.50 |
| 27 | 02/07/2026 | 46.25 | 23.55 | 20.20 | 25.29 |
| 28 | 06/07/2026 | 53.18 | 27.54 | 17.88 | 28.57 |
| 29 | 09/07/2026 | 42.34 | 24.25 | 15.96 | 26.56 |
| 30 | 13/07/2026 | 68.31 | 35.44 | 6.08 | 18.45 |
| 31 | 16/07/2026 | 57.75 | 21.26 | 13.36 | 29.15 |
| 32 | 20/07/2026 | 62.38 | 26.54 | 10.20 | 22.23 |
| 33 | 23/07/2026 | 44.34 | 16.60 | 16.81 | 32.63 |
| 34 | 27/07/2026 | 48.94 | 18.64 | 14.62 | 20.30 |
| 35 | 30/07/2026 | 63.31 | 32.53 | 11.21 | 14.81 |
| 36 | 03/08/2026 | 42.30 | 18.60 | 10.10 | 26.30 |
| 37 | 06/08/2026 | 55.60 | 21.51 | 14.19 | 23.39 |
| 38 | 10/08/2026 | 51.60 | 23.38 | 16.33 | 19.79 |
| 39 | 13/08/2026 | 40.30 | 20.51 | 11.49 | 22.40 |
| 40 | 17/08/2026 | 50.30 | 25.58 | 6.78 | 15.49 |
| 41 | 20/08/2026 | 64.20 | 31.49 | 15.60 | 16.99 |
| 42 | 24/08/2026 | 46.10 | 19.59 | 19.09 | 30.70 |
| 43 | 27/08/2026 | 57.70 | 32.41 | 8.50 | 14.69 |
| 44 | 31/08/2026 | 52.70 | 24.50 | 12.80 | 21.19 |
| 45 | 03/09/2026 | 52.64 | 20.51 | 15.84 | 28.62 |
| 46 | 07/09/2026 | 64.28 | 23.13 | 6.13 | 25.32 |
| 47 | 10/09/2026 | 54.27 | 26.87 | 11.77 | 36.34 |
| 48 | 14/09/2026 | 40.34 | 15.52 | 14.49 | 22.41 |
| 49 | 17/09/2026 | 46.53 | 19.64 | 17.48 | 27.56 |
| 50 | 21/09/2026 | 65.11 | 33.61 | 13.31 | 23.25 |
| 51 | 24/09/2026 | 51.63 | 27.54 | 9.53 | 14.77 |
| 52 | 28/09/2026 | 59.46 | 30.58 | 10.68 | 21.53 |

H. T. Shah
Lab Manager

POLLUCON LABORATORIES PVT. LTD. SURAT-7.

Dr. Arun Bajpai
Lab Manager (Q)

POLLUCON LABORATORIES PVT. LTD.

Environmental Auditors, Consultants & Analysts.
Cleaner Production / Waste Minimization Facilitator

Recognised by MoEF New Delhi Under Sec. 12 of Environmental (Protection) Act-1986

**TABLE NO. 2 RESULTS OF AAQM FOR STARTING OF PILE APPROACH [APRIL 2026 TO SEPTEMBER 2026]**

| Sr. No. | Date of Sampling | Particulate Matter ($PM_{10}$) (µg/m³) | Particulate Matter ($PM_{2.5}$) (µg/m³) | Sulphur Dioxide ($SO_2$)(µg/m³) | Oxides of Nitrogen ($NO_2$) (µg/m³) |
|---|---|---|---|---|---|
| 1 | 02/04/2026 | 61.67 | 25.81 | 18.43 | 29.26 |
| 2 | 06/04/2026 | 86.36 | 47.53 | 21.48 | 32.15 |
| 3 | 09/04/2026 | 55.68 | 22.64 | 17.49 | 35.17 |
| 4 | 13/04/2026 | 80.34 | 42.44 | 14.04 | 27.57 |
| 5 | 16/04/2026 | 68.47 | 38.47 | 11.74 | 30.24 |
| 6 | 20/04/2026 | 76.32 | 41.52 | 22.24 | 34.51 |
| 7 | 23/04/2026 | 83.42 | 48.32 | 15.29 | 26.44 |
| 8 | 27/04/2026 | 78.52 | 45.53 | 20.23 | 28.65 |
| 9 | 30/04/2026 | 69.34 | 35.42 | 23.53 | 31.28 |
| 10 | 04/05/2026 | 73.27 | 36.92 | 15.41 | 28.52 |
| 11 | 07/05/2026 | 59.23 | 30.49 | 23.50 | 30.72 |
| 12 | 11/05/2026 | 74.68 | 42.64 | 16.56 | 22.34 |
| 13 | 14/05/2026 | 79.55 | 46.57 | 20.86 | 34.87 |
| 14 | 18/05/2026 | 84.27 | 49.20 | 18.42 | 31.42 |
| 15 | 21/05/2026 | 70.44 | 38.47 | 21.58 | 33.96 |
| 16 | 25/05/2026 | 85.34 | 44.57 | 14.34 | 23.62 |
| 17 | 28/05/2026 | 60.21 | 32.20 | 19.56 | 32.57 |
| 18 | 01/06/2026 | 66.32 | 30.74 | 16.81 | 31.52 |
| 19 | 04/06/2026 | 82.33 | 49.37 | 8.72 | 22.81 |
| 20 | 08/06/2026 | 73.27 | 33.69 | 10.91 | 28.42 |
| 21 | 11/06/2026 | 70.32 | 37.97 | 18.44 | 36.52 |
| 22 | 15/06/2026 | 80.37 | 47.15 | 13.52 | 29.83 |
| 23 | 18/06/2026 | 75.61 | 40.54 | 15.34 | 35.52 |
| 24 | 22/06/2026 | 61.77 | 26.58 | 11.57 | 18.84 |
| 25 | 25/06/2026 | 65.81 | 29.28 | 17.32 | 24.66 |
| 26 | 29/06/2026 | 71.25 | 34.23 | 20.82 | 32.46 |
| 27 | 02/07/2026 | 68.42 | 29.66 | 21.53 | 23.20 |
| 28 | 06/07/2026 | 72.45 | 38.21 | 12.40 | 35.46 |
| 29 | 09/07/2026 | 58.67 | 36.80 | 18.84 | 24.52 |
| 30 | 13/07/2026 | 74.34 | 42.33 | 14.31 | 21.68 |
| 31 | 16/07/2026 | 67.75 | 31.57 | 22.65 | 25.92 |
| 32 | 20/07/2026 | 57.57 | 34.73 | 13.48 | 29.43 |
| 33 | 23/07/2026 | 50.37 | 21.56 | 10.50 | 27.45 |
| 34 | 27/07/2026 | 54.33 | 22.64 | 15.69 | 31.83 |
| 35 | 30/07/2026 | 75.34 | 44.53 | 17.62 | 20.81 |
| 36 | 03/08/2026 | 59.90 | 31.69 | 17.42 | 30.61 |
| 37 | 06/08/2026 | 77.20 | 41.08 | 10.41 | 21.91 |
| 38 | 10/08/2026 | 57.60 | 28.70 | 13.25 | 25.40 |
| 39 | 13/08/2026 | 50.20 | 24.51 | 19.48 | 31.30 |
| 40 | 17/08/2026 | 65.40 | 27.50 | 16.53 | 24.90 |
| 41 | 20/08/2026 | 60.30 | 33.40 | 9.06 | 26.40 |
| 42 | 24/08/2026 | 53.50 | 22.60 | 23.06 | 34.09 |
| 43 | 27/08/2026 | 80.30 | 45.48 | 12.37 | 23.21 |
| 44 | 31/08/2026 | 70.20 | 36.51 | 18.19 | 35.60 |
| 45 | 03/09/2026 | 62.52 | 25.88 | 19.26 | 29.96 |
| 46 | 07/09/2026 | 80.34 | 45.36 | 15.58 | 33.52 |
| 47 | 10/09/2026 | 67.53 | 37.51 | 9.22 | 35.24 |
| 48 | 14/09/2026 | 48.65 | 23.51 | 17.86 | 27.62 |
| 49 | 17/09/2026 | 55.53 | 26.54 | 11.15 | 30.92 |
| 50 | 21/09/2026 | 78.62 | 44.20 | 20.58 | 32.53 |
| 51 | 24/09/2026 | 68.32 | 33.48 | 13.54 | 26.59 |
| 52 | 28/09/2026 | 79.94 | 36.51 | 16.32 | 28.18 |

H. T. Shah
Lab Manager

POLLUCON LABORATORIES PVT. LTD. SURAT-7.

Dr. Arun Bajpai
Lab Manager (Q)

POLLUCON LABORATORIES PVT. LTD.

Environmental Auditors, Consultants & Analysts.
Cleaner Production / Waste Minimization Facilitator

Recognised by MoEF, New Delhi Under Sec. 12 of Environmental (Protection) Act-1986

**TABLE NO. 4 RESULTS OF AAQM FOR NORTH EAST CORNER AT RAILWAY BUILDING [APRIL 2026 TO SEPTEMBER 2026]**

| Sr. No. | Date of Sampling | Particulate Matter ($PM_{10}$) ($\mu g/m^3$) | Particulate Matter ($PM_{2.5}$) ($\mu g/m^3$) | Sulphur Dioxide ($SO_2$)($\mu g/m^3$) | Oxides of Nitrogen ($NO_2$) ($\mu g/m^3$) |
|---|---|---|---|---|---|
| 1 | 02/04/2026 | 71.41 | 39.55 | 16.39 | 31.59 |
| 2 | 06/04/2026 | 89.58 | 51.56 | 22.32 | 35.67 |
| 3 | 09/04/2026 | 62.57 | 35.62 | 19.63 | 39.36 |
| 4 | 13/04/2026 | 84.42 | 45.80 | 13.62 | 30.43 |
| 5 | 16/04/2026 | 73.58 | 40.01 | 20.56 | 34.73 |
| 6 | 20/04/2026 | 78.12 | 44.35 | 25.64 | 38.25 |
| 7 | 23/04/2026 | 87.53 | 50.57 | 17.01 | 29.98 |
| 8 | 27/04/2026 | 81.52 | 48.25 | 21.24 | 32.52 |
| 9 | 30/04/2026 | 65.08 | 37.65 | 24.61 | 37.57 |
| 10 | 04/05/2026 | 80.38 | 43.65 | 14.19 | 32.44 |
| 11 | 07/05/2026 | 65.66 | 35.74 | 25.37 | 38.68 |
| 12 | 11/05/2026 | 79.61 | 45.43 | 20.27 | 27.64 |
| 13 | 14/05/2026 | 83.36 | 49.57 | 24.53 | 40.23 |
| 14 | 18/05/2026 | 88.64 | 52.55 | 21.22 | 33.33 |
| 15 | 21/05/2026 | 76.26 | 42.53 | 23.59 | 42.63 |
| 16 | 25/05/2026 | 89.31 | 48.62 | 19.20 | 26.25 |
| 17 | 28/05/2026 | 66.62 | 30.77 | 22.42 | 34.50 |
| 18 | 01/06/2026 | 72.84 | 34.37 | 21.34 | 34.01 |
| 19 | 04/06/2026 | 86.44 | 46.92 | 14.46 | 30.81 |
| 20 | 08/06/2026 | 80.25 | 39.59 | 17.61 | 33.47 |
| 21 | 11/06/2026 | 75.75 | 43.86 | 22.35 | 38.64 |
| 22 | 15/06/2026 | 85.36 | 45.35 | 19.73 | 36.24 |
| 23 | 18/06/2026 | 82.45 | 48.54 | 15.21 | 39.53 |
| 24 | 22/06/2026 | 65.36 | 31.18 | 24.37 | 42.53 |
| 25 | 25/06/2026 | 71.94 | 41.25 | 18.50 | 31.65 |
| 26 | 29/06/2026 | 76.53 | 38.47 | 23.24 | 35.43 |
| 27 | 02/07/2026 | 70.55 | 35.24 | 23.58 | 31.14 |
| 28 | 06/07/2026 | 76.56 | 42.41 | 15.22 | 36.54 |
| 29 | 09/07/2026 | 64.52 | 40.21 | 22.26 | 29.91 |
| 30 | 13/07/2026 | 79.58 | 47.50 | 14.45 | 23.97 |
| 31 | 16/07/2026 | 72.66 | 37.56 | 25.88 | 40.13 |
| 32 | 20/07/2026 | 69.03 | 36.78 | 18.65 | 32.72 |
| 33 | 23/07/2026 | 56.37 | 24.52 | 21.83 | 25.61 |
| 34 | 27/07/2026 | 60.37 | 27.62 | 24.36 | 35.54 |
| 35 | 30/07/2026 | 78.63 | 46.22 | 16.56 | 26.73 |
| 36 | 03/08/2026 | 68.00 | 38.39 | 16.72 | 33.49 |
| 37 | 06/08/2026 | 80.60 | 41.50 | 18.57 | 28.21 |
| 38 | 10/08/2026 | 71.70 | 33.50 | 21.23 | 38.21 |
| 39 | 13/08/2026 | 58.40 | 26.50 | 13.14 | 35.10 |
| 40 | 17/08/2026 | 76.00 | 40.59 | 22.63 | 27.21 |
| 41 | 20/08/2026 | 72.60 | 35.49 | 20.17 | 33.99 |
| 42 | 24/08/2026 | 57.50 | 32.39 | 17.27 | 36.01 |
| 43 | 27/08/2026 | 83.40 | 47.50 | 14.80 | 29.79 |
| 44 | 31/08/2026 | 75.00 | 39.51 | 19.31 | 40.71 |
| 45 | 03/09/2026 | 69.25 | 33.55 | 24.51 | 33.28 |
| 46 | 07/09/2026 | 84.24 | 47.63 | 17.53 | 29.68 |
| 47 | 10/09/2026 | 76.31 | 44.60 | 14.31 | 39.45 |
| 48 | 14/09/2026 | 52.14 | 26.34 | 18.59 | 31.26 |
| 49 | 17/09/2026 | 60.38 | 31.43 | 20.32 | 34.93 |
| 50 | 21/09/2026 | 85.23 | 46.47 | 23.56 | 40.62 |
| 51 | 24/09/2026 | 71.71 | 41.29 | 16.95 | 30.27 |
| 52 | 28/09/2026 | 83.28 | 38.56 | 19.55 | 32.92 |

H. T. Shah
Lab Manager

POLLUCON LABORATORIES PVT. LTD. SURAT-7

Dr. Arun Bajpai
Lab Manager (Q)

POLLUCON LABORATORIES PVT. LTD.

Environmental Auditors, Consultants & Analysts.
Cleaner Production / Waste Minimization Facilitator

Recognised by MoEF, New Delhi Under Sec. 12 of Environmental (Protection) Act-1986

**TABLE NO. 3 RESULTS OF AAQM FOR SOUTH WEST CORNER AT PUMP HOUSE [[APRIL 2026 TO SEPTEMBER 2026]**

| Sr. No. | Date of Sampling | Particulate Matter ($PM_{10}$) ($\mu g/m^3$) | Particulate Matter ($PM_{2.5}$) ($\mu g/m^3$) | Sulphur Dioxide ($SO_2$)($\mu g/m^3$) | Oxides of Nitrogen ($NO_2$) ($\mu g/m^3$) |
|---|---|---|---|---|---|
| 1 | 02/04/2026 | 48.51 | 22.66 | 14.52 | 22.53 |
| 2 | 06/04/2026 | 71.58 | 41.35 | 11.42 | 20.07 |
| 3 | 09/04/2026 | 43.55 | 27.54 | 13.59 | 29.54 |
| 4 | 13/04/2026 | 77.66 | 34.97 | 9.62 | 21.74 |
| 5 | 16/04/2026 | 56.48 | 26.75 | 16.02 | 24.93 |
| 6 | 20/04/2026 | 72.57 | 37.55 | 12.65 | 27.47 |
| 7 | 23/04/2026 | 67.57 | 30.96 | 6.53 | 15.65 |
| 8 | 27/04/2026 | 73.67 | 43.02 | 8.85 | 18.97 |
| 9 | 30/04/2026 | 60.24 | 31.67 | 19.18 | 25.15 |
| 10 | 04/05/2026 | 55.46 | 21.20 | 10.19 | 24.57 |
| 11 | 07/05/2026 | 47.52 | 25.41 | 8.44 | 26.56 |
| 12 | 11/05/2026 | 67.98 | 34.55 | 15.32 | 16.37 |
| 13 | 14/05/2026 | 52.64 | 28.41 | 13.23 | 23.27 |
| 14 | 18/05/2026 | 75.66 | 32.13 | 7.23 | 15.25 |
| 15 | 21/05/2026 | 65.86 | 35.59 | 14.53 | 25.33 |
| 16 | 25/05/2026 | 58.96 | 27.54 | 11.26 | 20.24 |
| 17 | 28/05/2026 | 48.38 | 18.69 | 6.22 | 14.11 |
| 18 | 01/06/2026 | 50.34 | 26.37 | 9.49 | 28.63 |
| 19 | 04/06/2026 | 72.62 | 23.45 | 7.39 | 14.91 |
| 20 | 08/06/2026 | 68.52 | 29.46 | 12.44 | 19.84 |
| 21 | 11/06/2026 | 64.41 | 33.21 | 16.38 | 33.53 |
| 22 | 15/06/2026 | 73.51 | 37.84 | 6.64 | 16.62 |
| 23 | 18/06/2026 | 58.37 | 32.46 | 11.64 | 18.54 |
| 24 | 22/06/2026 | 41.63 | 19.65 | 15.52 | 22.78 |
| 25 | 25/06/2026 | 51.27 | 22.49 | 10.18 | 20.43 |
| 26 | 29/06/2026 | 65.65 | 30.38 | 14.54 | 17.52 |
| 27 | 02/07/2026 | 59.25 | 24.53 | 18.47 | 19.24 |
| 28 | 06/07/2026 | 63.44 | 31.38 | 9.52 | 30.25 |
| 29 | 09/07/2026 | 48.67 | 22.45 | 11.64 | 23.44 |
| 30 | 13/07/2026 | 66.76 | 38.22 | 8.62 | 15.16 |
| 31 | 16/07/2026 | 54.67 | 26.58 | 16.02 | 22.85 |
| 32 | 20/07/2026 | 49.51 | 23.41 | 7.26 | 16.16 |
| 33 | 23/07/2026 | 45.65 | 18.69 | 12.17 | 21.03 |
| 34 | 27/07/2026 | 58.44 | 25.62 | 19.60 | 27.58 |
| 35 | 30/07/2026 | 70.32 | 35.63 | 13.51 | 24.26 |
| 36 | 03/08/2026 | 60.70 | 28.92 | 11.29 | 23.00 |
| 37 | 06/08/2026 | 66.50 | 33.38 | 8.40 | 15.29 |
| 38 | 10/08/2026 | 46.50 | 21.20 | 17.55 | 22.79 |
| 39 | 13/08/2026 | 43.50 | 18.61 | 15.47 | 16.51 |
| 40 | 17/08/2026 | 67.10 | 36.80 | 9.84 | 18.90 |
| 41 | 20/08/2026 | 54.50 | 29.58 | 13.81 | 21.80 |
| 42 | 24/08/2026 | 42.00 | 15.48 | 10.33 | 28.49 |
| 43 | 27/08/2026 | 65.00 | 37.51 | 6.50 | 17.30 |
| 44 | 31/08/2026 | 57.00 | 27.41 | 16.63 | 25.81 |
| 45 | 03/09/2026 | 46.18 | 18.03 | 12.38 | 23.43 |
| 46 | 07/09/2026 | 76.26 | 39.51 | 8.61 | 20.26 |
| 47 | 10/09/2026 | 57.23 | 28.67 | 6.52 | 29.16 |
| 48 | 14/09/2026 | 44.63 | 20.74 | 10.20 | 17.71 |
| 49 | 17/09/2026 | 50.42 | 23.70 | 14.79 | 25.46 |
| 50 | 21/09/2026 | 74.54 | 36.26 | 16.49 | 15.35 |
| 51 | 24/09/2026 | 62.44 | 30.71 | 7.59 | 24.54 |
| 52 | 28/09/2026 | 73.33 | 33.30 | 9.48 | 19.58 |

H. T. Shah
Lab Manager

POLLUCON LABORATORIES PVT. LTD. SURAT-7.

Dr. Arun Bajpai
Lab Manager (Q)

POLLUCON LABORATORIES PVT. LTD.

Environmental Auditors, Consultants & Analysts.
Cleaner Production / Waste Minimization Facilitator

Recognised by MoEF New Delhi Under Sec. 12 of Environmental (Protection) Act-1986

## AMBIENT AIR QUALITY ANALYSIS REPORT OBSERVATIONS

| Ambient Air Quality Monitoring Sample Analysis | | | | | | | | | |
|---|---|---|---|---|---|---|---|---|---|
| Sr. No. | Month | Particulate Matter ($PM_{10}$) (µg/m³) | | Particulate Matter ($PM_{2.5}$) (µg/m³) | | Sulphur Dioxide ($SO_2$)(µg/m³) | | Oxides of Nitrogen ($NO_2$) (µg/m³) | |
| | | Max | Min | Max | Min | Max | Min | Max | Min |
| **Near Sub Station -1** | | | | | | | | | |
| 1 | April-26 | 68.34 | 50.56 | 35.66 | 20.39 | 17.57 | 7.76 | 34.25 | 18.87 |
| 2 | May–26 | 76.35 | 52.48 | 39.33 | 22.73 | 18.23 | 7.81 | 27.36 | 14.27 |
| 3 | June-26 | 67.56 | 47.84 | 39.81 | 20.27 | 18.61 | 6.58 | 30.47 | 15.34 |
| 4 | July-26 | 68.31 | 42.34 | 35.44 | 16.60 | 20.20 | 6.08 | 32.63 | 14.81 |
| 5 | August-26 | 64.20 | 40.30 | 32.41 | 18.60 | 19.09 | 6.78 | 30.70 | 14.69 |
| 6 | September-26 | 65.11 | 40.34 | 33.61 | 15.52 | 17.48 | 6.13 | 36.34 | 14.77 |
| **Starting Of Pile Approach** | | | | | | | | | |
| 1 | April-26 | 86.36 | 55.68 | 48.32 | 22.64 | 23.53 | 11.74 | 35.17 | 26.44 |
| 2 | May–26 | 85.34 | 59.23 | 49.20 | 30.49 | 23.50 | 14.34 | 34.87 | 22.34 |
| 3 | June-26 | 82.33 | 61.77 | 49.37 | 26.58 | 20.82 | 8.72 | 36.52 | 18.84 |
| 4 | July-26 | 75.34 | 50.37 | 44.53 | 21.56 | 22.65 | 10.50 | 35.46 | 20.81 |
| 5 | August-26 | 80.30 | 50.20 | 45.48 | 22.60 | 23.06 | 9.06 | 35.60 | 21.91 |
| 6 | September-26 | 80.34 | 48.65 | 45.36 | 23.51 | 20.58 | 9.22 | 35.24 | 26.59 |
| **South West Corner at Pump House** | | | | | | | | | |
| 1 | April-26 | 77.66 | 43.55 | 43.02 | 22.66 | 19.18 | 6.53 | 29.54 | 15.65 |
| 2 | May–26 | 75.66 | 47.52 | 35.59 | 18.69 | 15.32 | 6.22 | 26.56 | 14.11 |
| 3 | June-26 | 73.51 | 41.63 | 37.84 | 19.65 | 16.38 | 6.64 | 33.53 | 14.91 |
| 4 | July-26 | 70.32 | 45.65 | 38.22 | 18.69 | 19.60 | 7.26 | 30.25 | 15.16 |
| 5 | August-26 | 67.10 | 42.00 | 37.51 | 15.48 | 17.55 | 6.50 | 28.49 | 15.29 |
| 6 | September-26 | 76.26 | 44.63 | 39.51 | 18.03 | 16.49 | 6.52 | 29.16 | 15.35 |
| **North East Corner at Railway Building** | | | | | | | | | |
| 1 | April-26 | 89.58 | 62.57 | 51.56 | 35.62 | 25.64 | 13.62 | 39.36 | 29.98 |
| 2 | May–26 | 89.31 | 65.66 | 52.55 | 30.77 | 25.37 | 14.19 | 42.63 | 26.25 |
| 3 | June-26 | 86.44 | 65.36 | 48.54 | 31.18 | 24.37 | 14.46 | 42.53 | 30.81 |
| 4 | July-26 | 79.58 | 56.37 | 47.50 | 24.52 | 25.88 | 14.45 | 40.13 | 23.97 |
| 5 | August-26 | 83.40 | 57.50 | 47.50 | 26.50 | 22.63 | 13.14 | 40.71 | 27.21 |
| 6 | September-26 | 85.23 | 52.14 | 47.63 | 26.34 | 24.51 | 14.31 | 40.62 | 29.68 |

H. T. Shah
Lab Manager

POLLUCON LABORATORIES PVT. LTD. SURAT-7

Dr. Arun Bajpai
Lab Manager (Q)

POLLUCON LABORATORIES PVT. LTD.

Environmental Auditors, Consultants & Analysts.
Cleaner Production / Waste Minimization Facilitator

Recognised by MoEF New Delhi Under Sec. 12 of Environmental (Protection) Act-1986

## RESULTS OF NOISE LEVEL MONITORING

| | | |
|---|---|---|
| Sampling Date | : | **As Per Table** |
| Test Method | : | **IS 9876/IS 9989** |
| Sampling Location | : | **As Per Table** |
| Sampling By | : | **Pollucon Laboratories Pvt. Ltd.** |
| Protocol (purpose) | : | **Environmental Monitoring** |

### TABLE NO. 5 RESULTS OF DAY TIME NOISE LEVEL MONITORING [APRIL2026 TO SEPTEMBER2026]

| Noise Level Day Time dB(A)Leq* | | | | | | | | | |
|---|---|---|---|---|---|---|---|---|---|
| Sr. No. | Name of Location | Near Sub Station-1 | | Starting Of Pile Approach | | South West Corner at Pump House | | North East Corner at Railway Building | |
| | Month | Max | Min | Max | Min | Max | Min | Max | Min |
| 1. | April-26 | 69.3 | 58.0 | 70.0 | 56.1 | 70.4 | 57.1 | 68.6 | 57.7 |
| 2. | May–26 | 67.4 | 55.4 | 65.9 | 55.5 | 68.5 | 56.1 | 66.4 | 52.1 |
| 3. | June-26 | 68.6 | 56.8 | 68.0 | 57.2 | 67.3 | 60.7 | 69.4 | 61.6 |
| 4. | July-26 | 69.4 | 61.6 | 69.3 | 55.6 | 70.2 | 55.3 | 70.0 | 57.7 |
| 5. | August-26 | 68.6 | 56.3 | 71.0 | 57.8 | 66.1 | 50.8 | 68.2 | 52.6 |
| 6. | September-26 | 69.7 | 51.8 | 69.5 | 59.2 | 69.6 | 50.8 | 68.9 | 51.4 |

### TABLE NO. 6 RESULTS OF NIGHT TIME NOISE LEVEL MONITORING [APRIL2026 TO SEPTEMBER2026]

| Noise Level Night Time dB(A)Leq* | | | | | | | | | |
|---|---|---|---|---|---|---|---|---|---|
| Sr. No. | Name of Location | Near Sub Station-1 | | Starting Of Pile Approach | | South West Corner at Pump House | | North East Corner at Railway Building | |
| | Month | Max | Min | Max | Min | Max | Min | Max | Min |
| 1. | April-26 | 60.0 | 51.2 | 62.2 | 52.2 | 63.9 | 53.9 | 62.1 | 53.2 |
| 2. | May–26 | 64.1 | 50.4 | 66.2 | 51.8 | 68.4 | 51.9 | 63.4 | 57.4 |
| 3. | June-26 | 64.1 | 54.6 | 62.0 | 53.2 | 59.5 | 54.1 | 62.9 | 50.5 |
| 4. | July-26 | 62.7 | 52.4 | 61.7 | 52.7 | 61.5 | 51.1 | 60.9 | 52.0 |
| 5. | August-26 | 63.8 | 51.8 | 66.2 | 53.5 | 61.3 | 46.6 | 63.4 | 49.2 |
| 6. | September-26 | 55.2 | 47.5 | 53.9 | 47.8 | 56.3 | 47.6 | 54.3 | 44.8 |

### AMBIENT AIR QUALITY STANDARDS FOR NOISE SPECIFIED BY CPCB

| Area Code | Category of Area/Zone | Limits in dB(A) Leq# | |
|---|---|---|---|
| | | Day time | Night time |
| A | Industrial area | 75 | 70 |
| **Notes:** | | | |
| 1. Day time shall mean from 6.00 a.m. to 10.00 p.m. | | | |
| 2. Night time shall mean from 10.00 p.m. to 06.00 a.m. | | | |
| #dB(A) Leq denotes the time weighted average of the level of sound in decibels on scale A which is relatable to human hearing | | | |

**H. T. Shah**
**Lab Manager**

POLLUCON LABORATORIES PVT. LTD. SURAT-7.

**Dr. Arun Bajpai**
**Lab Manager (Q)**

POLLUCON LABORATORIES PVT. LTD.

Environmental Auditors, Consultants & Analysts.
Cleaner Production / Waste Minimization Facilitator

Recognised by MoEF, New Delhi Under Sec. 12 of Environmental (Protection) Act-1986

## AMBIENT AIR QUALITY MONITORING & NOISE QUALITY MONITORING LOCATIONS

| Sr. No | Name of Location | GPS Coordinate |
|---|---|---|
| 1. | Near Sub Station-1 | N 22° 55' 51.53" E 70° 06' 01.09" |
| 2. | Starting Of Pile Approach | N 22°54' 27.47" E 70° 06' 15.63" |
| 3. | South West Corner at Pump House | N 22°55' 22.98" E 70° 06' 07.37" |
| 4. | North East Corner at Railway Building | N 23° 00' 48.34" E 70° 12' 30.47" |

**FIGURE NO. 1 GOOGLE EARTH IMAGE OF AMBIENT AIR QUALITY MONITORING & NOISE QUALITY MONITORING LOCATION**




H. T. Shah
Lab Manager

POLLUCON LABORATORIES PVT. LTD. SURAT-7.

Dr. Arun Bajpai
Lab Manager (Q)

POLLUCON LABORATORIES PVT. LTD.

Environmental Auditors, Consultants & Analysts.
Cleaner Production / Waste Minimization Facilitator

Recognised by MoEF New Delhi Under Sec. 12 of Environmental (Protection) Act-1986

## RESULTS OF SEA WATER MONITORING

## TABLE NO. 7 RESULTS OF SEA WATER [APRIL 2026 TO SEPTEMBER 2026]

| | | | | | |
|---|---|---|---|---|---|
| Description of Sample | : Sea Water (Surface & Bottom) | Quantity/No. of Samples | : 10 Lit/12 |
| Sampling By | : Pollucon Laboratories Pvt. Ltd. | Sampling Procedure | : Grab |
| Packing/Seal | : Sealed | Protocol (purpose) | : Env. Monitoring |
| Test Method | : IS 3025 & APHA (22nd Edi.) 2008 | Test Parameters | : As per table |

| SR. NO | TEST PARAMETERS | UNIT | Near Mouth of Creek (M1) April-26 14/04/2026 | | Near Jetty (M2) May-26 15/05/2026 | | Near Mouth of Creek (M1) June-26 15/06/2026 | |
|---|---|---|---|---|---|---|---|---|
| | | | SURFACE | BOTTOM | SURFACE | BOTTOM | SURFACE | BOTTOM |
| 1 | pH | -- | 8.19 | 8.25 | 7.92 | 8.04 | 8.01 | 8.36 |
| 2 | Temperature | °C | 29.3 | 29 | 30.1 | 29.8 | 28.9 | 28.7 |
| 3 | Total Suspended Solids | mg/L | 146 | 119 | 169 | 150 | 157 | 112 |
| 4 | BOD (3 Days@27°C) | mg/L | 4.82 | 4.43 | 5.32 | 3.18 | 3.90 | 3.50 |
| 5 | Dissolved Oxygen | mg/L | 5.80 | 5.90 | 5.75 | 6.00 | 5.80 | 5.76 |
| 6 | Salinity | ppt | 35.76 | 36.14 | 35.12 | 35.64 | 34.72 | 34.90 |
| 7 | Oil & Grease | mg/L | BDL (2.0) | BDL (2.0) | BDL (2.0) | BDL (2.0) | BDL (2.0) | BDL (2.0) |
| 8 | Nitrate as $NO_3$ | µmol/L | 9.32 | 11.64 | 5.93 | 8.29 | 8.60 | 9.80 |
| 9 | Nitrite as $NO_2$ | µmol/L | 0.88 | 0.58 | 0.51 | BDL (0.01) | 0.65 | 0.52 |
| 10 | Ammonical Nitrogen as $NH_3$ | µmol/L | 2.68 | 2.93 | 3.40 | 2.78 | 3.40 | 3.70 |
| 11 | Phosphates as $PO_4$ | µmol/L | 3.27 | 3.58 | 2.15 | 1.93 | 2.65 | 2.92 |
| 12 | Total Nitrogen | µmol/L | 13.83 | 16.74 | 10.76 | 11.84 | 11.90 | 13.24 |
| 13 | Petroleum Hydrocarbon | µg/L | 6.38 | BDL (1.0) | 8.17 | 2.19 | 4.70 | BDL (1.0) |
| 14 | Total Dissolved Solids | mg/L | 37814 | 38124 | 37168 | 37642 | 36798 | 36911 |
| 15 | COD | mg/L | 19.76 | 15.32 | 24.93 | 13.46 | 13.20 | 13.60 |
| **A** | **Flora and Fauna** | | | | | | | |
| 16.1 | Primary Productivity | mgC/L/day | 101 | | 86.40 | | 135 | |
| **B** | **Phytoplankton** | | | | | | | |
| 17.1 | Chlorophyll | mg/m³ | 2.26 | 1.73 | 1.64 | 1.19 | 1.96 | 1.68 |
| 17.2 | Phaeophytin | mg/m³ | 0.98 | 1.19 | 0.74 | 0.86 | 0.41 | 0.64 |
| 17.3 | Cell Count | No.x $10^3$/L | 97 | 85 | 113 | 98 | 93 | 78 |
| 17.4 | Name of Group Number and name of group species of each group | -- | *Pleurosigma sp. Coscinodiscus sp. Thallasiosira sp. Cyclotella sp. Rhizosolenia sp. Skeletonema sp.* | *Navicula sp. Nitzschia sp. Skeletonema sp. Biddulphia sp. Ulothrix sp.* | *Pleurosigma sp. Coscinodiscus sp. Thallasiosira sp. Rhizosolenia sp. Skeletonema sp. Biddulphia sp. Ulothrix sp.* | *Synedra sp. Nitzschia sp. Navicula sp. Rhizosolenia sp. Ulothrix sp. Skeletonema sp.* | *Nitzschia sp. Pleurosigma sp. Thallasiosira sp. Ulothrix sp. Synedra sp.* | *Melosira sp. Thallasiosira sp. Navicula sp. Skeletonema sp. Rhizosolenia sp. Coscinodiscus sp. Melosira sp.* |
| **C** | **Zooplanktons** | | | | | | | |
| 18.1 | Abundance (Population) | noX$10^3$/100 m³ | 93 | | 89 | | 65 | |
| 18.2 | Name of Group Number and name of group species of each group | -- | Decapods Bivalves Polychaetes Gastropods Crustaceans | | Copepods Polychaetes Gastropods Isopods | | Polychaetes Foraminiferans Ostracods Gastropods | |
| 18.3 | Total Biomass | mL/100 m³ | 7.40 | | 7.85 | | 6.20 | |
| **D** | **Microbiological Parameters** | | | | | | | |
| 19.1 | Total Bacterial Count | CFU/mL | 2420 | | 2460 | | 2150 | |
| 19.2 | Total Coliform | /mL | Present | | Present | | Present | |
| 19.3 | E.coli | /mL | Absent | | Absent | | Absent | |
| 19.4 | Enterococcus species | /mL | Present | | Present | | Present | |
| 19.5 | Salmonella species | /mL | Absent | | Absent | | Absent | |
| 19.6 | Shigella species | /mL | Absent | | Absent | | Absent | |
| 19.7 | Vibrio species | /mL | Absent | | Absent | | Absent | |

H. T. Shah
Lab Manager

POLLUCON LABORATORIES PVT. LTD. SURAT-7.

Dr. Arun Bajpai
Lab Manager (Q)

POLLUCON LABORATORIES PVT. LTD.

Environmental Auditors, Consultants & Analysts.
Cleaner Production / Waste Minimization Facilitator

Recognised by MoEF New Delhi Under Sec. 12 of Environmental (Protection) Act-1986

**TABLE NO. 8 RESULTS OF SEA WATER [[APRIL 2026 TO SEPTEMBER 2026]**

| SR. NO. | TEST PARAMETERS | UNIT | Near Jetty (M2) July-26 16/07/2026 | | Near Mouth of Creek (M1) August-26 14/08/2026 | | Near Jetty (M2) September-26 15/09/2026 | |
|---|---|---|---|---|---|---|---|---|
| | | | SURFACE | BOTTOM | SURFACE | BOTTOM | SURFACE | BOTTOM |
| 1 | pH | -- | 8.03 | 8.12 | 7.89 | 7.95 | 7.98 | 8.12 |
| 2 | Temperature | °C | 29.7 | 29.2 | 29.8 | 29.5 | 29.9 | 29.6 |
| 3 | Total Suspended Solids | mg/L | 193 | 175 | 237 | 189 | 178 | 149 |
| 4 | BOD (3 Days @27°C) | mg/L | 6.72 | 5.26 | 5.64 | 4.32 | 5.46 | 4.82 |
| 5 | Dissolved Oxygen | mg/L | 5.70 | 7.85 | 5.80 | 5.90 | 5.75 | 5.50 |
| 6 | Salinity | ppt | 35.16 | 35.64 | 34.16 | 34.68 | 35.16 | 35.46 |
| 7 | Oil & Grease | mg/L | BDL (2.0) | BDL (2.0) | BDL (2.0) | BDL (2.0) | BDL (2.0) | BDL (2.0) |
| 8 | Nitrate as $NO_3$ | µmol/L | 14.68 | 17.94 | 8.34 | 11.93 | 13.68 | 19.37 |
| 9 | Nitrite as $NO_2$ | µmol/L | 1.18 | 0.92 | BDL (0.01) | BDL (0.01) | 0.91 | 0.77 |
| 10 | Ammonical Nitrogen as $NH_3$ | µmol/L | 2.13 | 2.35 | 1.85 | 2.06 | 3.26 | 4.06 |
| 11 | Phosphates as $PO_4$ | µmol/L | 1.97 | 2.26 | 2.16 | 2.47 | 2.79 | 3.12 |
| 12 | Total Nitrogen | µmol/L | 18.64 | 22.48 | 12.76 | 15.27 | 18.54 | 26.32 |
| 13 | Petroleum Hydrocarbon | µg/L | BDL (1.0) | BDL (1.0) | 6.98 | BDL (1.0) | 9.13 | BDL (1.0) |
| 14 | Total Dissolved Solids | mg/L | 37189 | 37642 | 36246 | 36802 | 37246 | 37528 |
| 15 | COD | mg/L | 31.96 | 28.50 | 25.94 | 19.64 | 26.16 | 21.24 |
| **A** | **Flora and Fauna** | | | | | | | |
| 16.1 | Primary Productivity | mgC/L/day | 137 | | 72.00 | | 71.00 | |
| **B** | **Phytoplankton** | | | | | | | |
| 17.1 | Chlorophyll | mg/m³ | 1.62 | 1.43 | 1.37 | 1.19 | 1.37 | 1.17 |
| 17.2 | Phaeophytin | mg/m³ | 0.83 | 0.57 | 0.94 | 0.61 | 0.70 | 0.81 |
| 17.3 | Cell Count | No. x 103/L | 121 | 98 | 91 | 74 | 102 | 79 |
| 17.4 | Name of Group Number and name of group species of each group | -- | *Coscinodiscus sp. Nitzschia sp. Thallasiosira sp. Pediastrum sp. Rhizosolenia sp. Synedra sp. Ulothrix sp.* | *Navicula sp. Thallasiosira sp. Biddulphia sp. Ulothrix sp. Pleurosigma sp.* | *Rhizosolenia sp. Thallasiosira sp. Skeletonema sp. Cyclotella sp. Biddulphia sp. Cheatocerous sp.* | *Nitzschia sp. Thallasiosira sp. Coscinodiscus sp. Ulothrix sp. Synedra sp.* | *Coscinodiscus sp. Ulothrix sp. Rhizosolenia sp. Biddulphia sp. Thallasiosira sp. Ulothrix sp.* | *Nitzschia sp. Navicula sp. Ulothrix sp. Skeletonema sp. Pediastrum sp.* |
| **C** | **Zooplanktons** | | | | | | | |
| 18.1 | Abundance (Population) | noX10³ /100m³ | 78 | | 112 | | 82 | |
| 18.2 | Name of Group Number and name of group species of each group | -- | Decapods Bivalves Crustaceans Polychaetes | | Copepods Decapods Mysids Polychaetes | | Decapods Isopond Bivalves Crustaceans | |
| 18.3 | Total Biomass | mL/10 0 m³ | 28.00 | | 34.00 | | 20.50 | |
| **D** | **Microbiological Parameters** | | | | | | | |
| 19.1 | Total Bacterial Count | CFU/mL | 2370 | | 2260 | | 2370 | |
| 19.2 | Total Coliform | /mL | Present | | Present | | Present | |
| 19.3 | E.coli | /mL | Absent | | Absent | | Absent | |
| 19.4 | Enterococcus species | /mL | Present | | Present | | Present | |
| 19.5 | Salmonella species | /mL | Absent | | Absent | | Absent | |
| 19.6 | Shigella species | /mL | Absent | | Absent | | Absent | |
| 19.7 | Vibrio species | /mL | Absent | | Absent | | Absent | |

**H. T. Shah**
**Lab Manager**

POLLUCON LABORATORIES PVT. LTD. SURAT-7

**Dr. Arun Bajpai**
**Lab Manager (Q)**

POLLUCON LABORATORIES PVT. LTD.

Environmental Auditors, Consultants & Analysts.
Cleaner Production / Waste Minimization Facilitator

Recognised by MoEF, New Delhi Under Sec. 12 of Environmental (Protection) Act-1986

## SEA WATER REPORT OBSERVATION

| SeaWater Sample Analysis | | Month : APRIL 2026 TO SEPTEMBER 2026 | | | |
|---|---|---|---|---|---|
| Test Parameter | Unit | Surface | | Bottom | |
| | | Max | Min | Max | Min |
| pH | -- | 8.19 | 7.89 | 8.36 | 7.95 |
| Total Dissolved Solids | mg/L | 37814 | 36246 | 38124 | 36802 |
| Total Suspended Solids | mg/L | 237 | 146 | 189 | 112 |
| BOD (3 Days @ 27 °C) | mg/L | 6.72 | 3.90 | 5.26 | 3.18 |
| Dissolved Oxygen | mg/L | 5.80 | 5.70 | 7.85 | 5.50 |
| Salinity | ppt | 35.76 | 34.16 | 36.14 | 34.68 |
| COD | mg/L | 31.96 | 13.20 | 28.50 | 13.46 |

H. T. Shah
Lab Manager

POLLUCON LABORATORIES PVT. LTD. SURAT-7

Dr. Arun Bajpai
Lab Manager (Q)

POLLUCON LABORATORIES PVT. LTD.

Environmental Auditors, Consultants & Analysts.
Cleaner Production / Waste Minimization Facilitator

Recognised by MoEF New Delhi Under Sec. 12 of Environmental (Protection) Act-1986

## RESULTS OF SEA SEDIMENT MONITORING

### TABLE NO. 9 RESULTS OF SEA SEDIMENT [APRIL2026 TO SEPTEMBER2026]

| | | | | | |
|---|---|---|---|---|---|
| Description of Sample | : | **Sea Sediment** | Quantity/No. of Samples | : | **10 Kg/06** |
| Sampling By | : | **Pollucon Laboratories Pvt. Ltd.** | Sampling Procedure | : | **Grab** |
| Packing/Seal | : | **Sealed** | Protocol (purpose) | : | **Env. Monitoring** |
| Test Method | : | **IS/ASTM/CPCB Guidelines** | Test Parameters | : | **As per table** |

| SR. NO. | TEST PARAMETERS | UNIT | Near Mouth of Creek (M1) | Near Jetty (M2) | Near Mouth of Creek (M1) | Near Jetty (M2) | Near Mouth of Creek (M1) | Near Jetty (M2) |
|---|---|---|---|---|---|---|---|---|
| | | | Apr-26 | May-26 | Jun-26 | Jul-26 | Aug-26 | Sep-26 |
| | | | 14/04/2026 | 15/05/2026 | 15/06/2026 | 16/07/2026 | 14/08/2026 | 15/09/2026 |
| 1 | Organic Matter | % | 0.642 | 0.564 | 0.598 | 0.486 | 0.528 | 0.713 |
| 2 | Phosphorus as P | µg/g | 416 | 323 | 490 | 374 | 237 | 326 |
| 3 | Texture | -- | Sandy | Sandy | Sandy | Sandy | Sandy | Sandy |
| 4 | Petroleum Hydrocarbon | µg/g | 7.83 | 3.64 | 6.20 | 6.85 | 7.46 | 5.76 |
| **5** | **Heavy Metals** | | | | | | | |
| 5.1 | Aluminum as Al | % | 3.76 | 4.06 | 3.98 | 3.56 | 3.28 | 4.12 |
| 5.2 | Total Chromium as Cr+3 | µg/g | 31.69 | 40.75 | 40.96 | 31.80 | 27.19 | 29.85 |
| 5.3 | Manganese as Mn | µg/g | 493 | 358 | 504 | 392 | 268 | 546 |
| 5.4 | Iron as Fe | % | 3.84 | 4.18 | 4.12 | 3.16 | 3.74 | 4.32 |
| 5.5 | Nickel as Ni | µg/g | 40.93 | 32.19 | 34.60 | 53.28 | 29.87 | 59.13 |
| 5.6 | Copper as Cu | µg/g | 30.75 | 48.43 | 42.40 | 27.19 | 31.74 | 40.26 |
| 5.7 | Zinc as Zn | µg/g | 69.32 | 52.37 | 76.20 | 51.76 | 42.98 | 57.76 |
| 5.8 | Lead as Pb | µg/g | BDL (1.0) | BDL (1.0) | BDL (1.0) | BDL (1.0) | BDL (1.0) | BDL (1.0) |
| 5.9 | Mercury as Hg | µg/g | BDL (1.0) | BDL (1.0) | BDL (1.0) | BDL (1.0) | BDL (1.0) | BDL (1.0) |
| **6** | **Benthic Organisms** | | | | | | | |
| 6.1 | Macrobenthos (No and name of groups present, No and name of species of each group present) | -- | Gastropods Crustaceans Polychaetes | Gastropods Crustaceans Polychaetes | Polychaetes Copepods Amphipods Crustaceans | Gastropods Crustaceans Polychaetes Bivalves | Bivalves Gastropods Oligochaeta Amphipods | Gastropods Crustaceans Polychaetes Bivalves |
| 6.2 | MeioBenthos (No and name of groups present, No and name of species of each group present) | -- | -- | Foraminiferans | Foraminiferans | Foraminiferans | Gastrotriches Nematodes | Foraminiferans |
| 6.3 | Population | no/m² | 674 | 702 | 586 | 731 | 935 | 731 |

**H. T. Shah**
**Lab Manager**

POLLUCON LABORATORIES PVT. LTD. SURAT-7.

**Dr. Arun Bajpai**
**Lab Manager (Q)**

POLLUCON LABORATORIES PVT. LTD.

Environmental Auditors, Consultants & Analysts.
Cleaner Production / Waste Minimization Facilitator

Recognised by MoEF, New Delhi Under Sec. 12 of Environmental (Protection) Act-1986

## SEA SEDIMENT REPORT OBSERVATION

| Sea Sediment Sample Analysis | | Month: APRIL 2026 TO SEPTEMBER 2026 | |
|---|---|---|---|
| Test Parameter | Unit | Sediment | |
| | | Max | Min |
| Organic Matter | % | 0.713 | 0.486 |
| Phosphorus as P | µg/g | 490 | 237 |
| Aluminum as Al | % | 4.12 | 3.28 |
| Total Chromium as $Cr^{+3}$ | µg/g | 40.96 | 27.19 |
| Manganese as Mn | µg/g | 546 | 268 |
| Iron as Fe | % | 4.32 | 3.16 |
| Nickel as Ni | µg/g | 59.13 | 29.87 |
| Copper as Cu | µg/g | 48.43 | 27.19 |
| Zinc as Zn | µg/g | 76.20 | 42.98 |
| Lead as Pb | µg/g | BDL (1.0) | BDL (1.0) |
| Mercury as Hg | µg/g | BDL (1.0) | BDL (1.0) |

H. T. Shah
Lab Manager

POLLUCON LABORATORIES PVT. LTD. SURAT-7.

Dr. Arun Bajpai
Lab Manager (Q)

POLLUCON LABORATORIES PVT. LTD.

Environmental Auditors, Consultants & Analysts.
Cleaner Production / Waste Minimization Facilitator

Recognised by MoEF New Delhi Under Sec. 12 of Environmental (Protection) Act-1986

**SEA WATER & SEA SEDIMENT LOCATIONS**

| Sr. No | Name of Location | GPS Coordinate |
|---|---|---|
| 1. | NEAR MOUTH OF CREEK (M1) | N 22°54'10.58" E 70° 8'34.86" |
| 2. | NEAR JETTY (M2) | N 22°53.60" E 70° 6.47" |

**FIGURE NO. 2 GOOGLE EARTH IMAGE OF SEA WATER AND SEDIMENT LOCATION**




H. T. Shah
Lab Manager

POLLUCON LABORATORIES PVT. LTD. SURAT-7.

Dr. Arun Bajpai
Lab Manager (Q)

POLLUCON LABORATORIES PVT. LTD.

Environmental Auditors, Consultants & Analysts.
Cleaner Production / Waste Minimization Facilitator

Recognised by MoEF, New Delhi Under Sec. 12 of Environmental (Protection) Act-1986

**RESULTS OF DRINKING WATER ANALYSIS**

**STANDARD METHODS & PERMISSIBLE LIMIT FOR DRINKING WATER**

| SR. NO. | PARAMETERS | UNIT | DESIRABLE LIMIT AS PER IS:10500:2012 | TEST METHOD |
|---|---|---|---|---|
| | **Chemical Parameters** | | | |
| 1 | Odour | -- | Agreeable | IS 3025 (Part – 5) |
| 2 | Colour | Hazen | Max 5 | IS 3025 (Part 4) Clause.5 |
| 3 | Taste | -- | Agreeable | IS 3025 (Part – 8) |
| 4 | pH Value | -- | 6.5 to 8.5 | IS 3025 (Part 11) Clause.2 |
| 5 | Turbidity | NTU | Max 1 | IS 3025 (Part – 10) |
| 6 | Total Dissolved Solids | mg/L | Max 500 | IS 3025 (Part-16) |
| 7 | Total Hardness as $CaCO_3$ | mg/L | Max 200 | IS 3025 (Part 21) Clause.5 |
| 8 | Alkalinity | mg/L | Max 200 | IS 3025 (Part – 23) |
| 9 | Residual Free Chlorine | mg/L | Min 0.2 | IS 3025 (Part 26) Clause.7 |
| 10 | Chloride as Cl | mg/L | Max 250 | IS 3025 (Part 32) Clause.2 |
| 11 | Calcium as Ca | mg/L | Max 75 | IS 3025 (Part 40) Clause.5 |
| 12 | Magnesium as Mg | mg/L | Max 30 | IS 3025 (Part 46) Clause.6 |
| 13 | Mineral Oil | mg/L | Max 0.5 | IS 3025 (Part 39) Clause 6 |
| 14 | Phenolic compounds as $C_6H_5OH$ | mg/L | Max 0.001 | APHA (24th Edition) 5530 C |
| 15 | Hexavalent Chromium as $Cr^{+6}$ | mg/L | Max 0.05 | APHA (24th Edition) 3500 Cr B |
| 16 | Cadmium as Cd | mg/L | Max 0.003 | SOP/INS/W/015 Issue No.01, Issue Date:01/05/2022 |
| 17 | Copper as Cu | mg/L | Max 0.05 | SOP/INS/W/015 Issue No.01, Issue Date:01/05/2022 |
| 18 | Zinc as Zn | mg/L | Max 5 | SOP/INS/W/015 Issue No.01, Issue Date:01/05/2022 |
| 19 | Iron as Fe | mg/L | Max 0.3 | SOP/INS/W/015 Issue No.01, Issue Date:01/05/2022 |
| 20 | Lead as Pb | mg/L | Max 0.01 | SOP/INS/W/015 Issue No.01, Issue Date:01/05/2022 |
| 21 | Mercury as Hg | mg/L | Max 0.001 | SOP/INS/W/016 Issue No.01, Issue Date:01/05/2022 |
| 22 | Selenium as Se | mg/L | Max 0.01 | SOP/INS/W/017 Issue No.01, Issue Date:01/05/2022 |
| 23 | Aluminum as Al | mg/L | Max 0.03 | SOP/INS/W/015, Issue No.01, Issue Date: 01/05/2022 |
| 24 | Manganese as Mn | mg/L | Max 0.1 | SOP/INS/W/015 Issue No.01, Issue Date:01/05/2022 |
| 25 | Arsenic as As | mg/L | Max 0.01 | SOP/INS/W/017 Issue No.01, Issue Date:01/05/2022 |
| 26 | Sulphate as $SO_4$ | mg/L | Max 200 | IS 3025 (Part 24) |
| 27 | Cyanide as CN | mg/L | Max 0.05 | APHA (24th Edition) 4500 CN E |
| 28 | Boron as B | mg/L | Max 0.5 | APHA (24th Edition) 4500 B B |
| 29 | Fluoride as F | mg/L | Max 1.0 | APHA (24th Edition) 4500 F D |
| 30 | Nitrate Nitrogen as $NO_3$ | mg/L | Max 45 | IS 3025 (Part 34) Clause.6.3 |
| 31 | Anionic Detergents as MBAS | mg/L | Max 0.2 | IS 13428 (Annex. K) |
| 32 | Pesticides | mg/L | Absent | USEPA 525.2, USEPA 508, USEPA 515.1, USEPA 532 |
| 33 | Coliform | /100 ml | Absent | IS:15185 |
| 34 | E-Coli | /100 ml | Absent | IS:15185 |

**H. T. Shah**
**Lab Manager**

POLLUCON LABORATORIES PVT. LTD. SURAT-7.

**Dr. Arun Bajpai**
**Lab Manager (Q)**

POLLUCON LABORATORIES PVT. LTD.

Environmental Auditors, Consultants & Analysts.
Cleaner Production / Waste Minimization Facilitator

Recognised by MoEF New Delhi Under Sec. 12 of Environmental (Protection) Act-1986

**TABLE NO.10 RESULTS OF DRINKING WATER [APRIL 2026 TO SEPTEMBER 2026]**

**TABLE NO.10.1 RESULTS OF DRINKING WATER [ESSENTIAL PARAMETER IN APRIL 2026]**

| SR. NO. | TEST PARAMETERS | UNIT | April-26 | |
|---|---|---|---|---|
| | | | 14/04/2026 | |
| | | | Narmada Water Pump House | LO- Staff Canteen |
| 1 | Odour | -- | Agreeable | Agreeable |
| 2 | Colour | Hazen | BDL (1.0) | BDL (1.0) |
| 3 | Taste | -- | Agreeable | Agreeable |
| 4 | pH | -- | 7.69 | 7.61 |
| 5 | Turbidity | NTU | BDL (0.02) | BDL (0.02) |
| 6 | Total Dissolved Solids | mg/L | 319 | 289 |
| 7 | Total Hardness as $CaCO_3$ | mg/L | 87 | 57 |
| 8 | Residual Free Chlorine | mg/L | BDL (0.1) | BDL (0.1) |
| 9 | Chloride as Cl | mg/L | 41.99 | 38.99 |
| 10 | Fluoride as F | mg/L | 0.093 | 0.087 |
| 11 | Iron as Fe | mg/L | 0.081 | 0.071 |
| 12 | Coliform | /100 ml | Absent | Absent |
| 13 | E-Coli | /100 ml | Absent | Absent |

H. T. Shah
Lab Manager

POLLUCON LABORATORIES PVT. LTD. SURAT-7

Dr. Arun Bajpai
Lab Manager (Q)

POLLUCON LABORATORIES PVT. LTD.

Environmental Auditors, Consultants & Analysts.
Cleaner Production / Waste Minimization Facilitator

Recognised by MoEF, New Delhi Under Sec. 12 of Environmental (Protection) Act-1986

**TABLE NO.10.2 RESULTS OF DRINKING WATER [ESSENTIAL PARAMETER IN MAY 2026]**

| SR. NO. | TEST PARAMETERS | UNIT | May-26 | |
|---|---|---|---|---|
| | | | 15/05/2026 | |
| | | | Narmada Water Pump House | POB Building |
| 1 | Odour | -- | Agreeable | Agreeable |
| 2 | Colour | Hazen | BDL (1.0) | BDL (1.0) |
| 3 | Taste | -- | Agreeable | Agreeable |
| 4 | pH | -- | 7.75 | 7.83 |
| 5 | Turbidity | NTU | BDL (0.02) | BDL (0.02) |
| 6 | Total Dissolved Solids | mg/L | 287 | 269 |
| 7 | Total Hardness as $CaCO_3$ | mg/L | 67 | 53 |
| 8 | Residual Free Chlorine | mg/L | BDL (0.1) | BDL (0.1) |
| 9 | Chloride as Cl | mg/L | 35.99 | 32.99 |
| 10 | Fluoride as F | mg/L | 0.07 | 0.08 |
| 11 | Iron as Fe | mg/L | 0.069 | 0.075 |
| 12 | Coliform | /100 ml | Absent | Absent |
| 13 | E-Coli | /100 ml | Absent | Absent |

H. T. Shah
Lab Manager

POLLUCON LABORATORIES PVT. LTD. SURAT-7.

Dr. Arun Bajpai
Lab Manager (Q)

POLLUCON LABORATORIES PVT. LTD.

Environmental Auditors, Consultants & Analysts.
Cleaner Production / Waste Minimization Facilitator

Recognised by MoEF, New Delhi Under Sec. 12 of Environmental (Protection) Act-1986

**TABLE NO.10.3 RESULTS OF DRINKING WATER [FULL PARAMETER IN JUNE 2026]**

| SR. NO. | PARAMETERS | UNIT | June-26 | |
|---|---|---|---|---|
| | | | 15/06/2026 | |
| | | | Narmada Water Pump House | LO- Staff Canteen |
| **Chemical Parameters** | | | | |
| 1 | Odour | -- | Agreeable | Agreeable |
| 2 | Colour | Hazen | 3.0 | 2.0 |
| 3 | Taste | -- | Agreeable | Agreeable |
| 4 | pH Value | -- | 7.31 | 7.46 |
| 5 | Turbidity | NTU | BDL (0.02) | BDL (0.02) |
| 6 | Total Dissolved Solids | mg/L | 241 | 256 |
| 7 | Total Hardness as $CaCO_3$ | mg/L | 48 | 65 |
| 8 | Alkalinity | mg/L | 43 | 56 |
| 9 | Residual Free Chlorine | mg/L | BDL (0.2) | BDL (0.2) |
| 10 | Chloride as Cl | mg/L | 29.9 | 44.9 |
| 11 | Calcium as Ca | mg/L | 16.00 | 20.00 |
| 12 | Magnesium as Mg | mg/L | 1.92 | 3.6 |
| 13 | Mineral Oil | mg/L | BDL (0.1) | BDL (0.1) |
| 14 | Phenolic compounds as $C_6H_5OH$ | mg/L | BDL (0.0005) | BDL (0.0005) |
| 15 | Chromium as $Cr^{+6}$ | mg/L | BDL (0.05) | BDL (0.05) |
| 16 | Cadmium as Cd | mg/L | BDL (0.002) | BDL (0.002) |
| 17 | Copper as Cu | mg/L | BDL (0.02) | BDL (0.02) |
| 18 | Zinc as Zn | mg/L | BDL (0.05) | BDL (0.05) |
| 19 | Iron as Fe | mg/L | 0.081 | 0.074 |
| 20 | Lead as Pb | mg/L | BDL (0.005) | BDL (0.005) |
| 21 | Mercury as Hg | mg/L | BDL (0.0005) | BDL (0.0005) |
| 22 | Selenium as Se | mg/L | BDL (0.005) | BDL (0.005) |
| 23 | Aluminum as Al | mg/L | BDL (0.01) | BDL (0.01) |
| 24 | Manganese as Mn | mg/L | BDL (0.03) | BDL (0.03) |
| 25 | Arsenic as As | mg/L | BDL (0.002) | BDL (0.002) |
| 26 | Sulphate as $SO_4$ | mg/L | 21.7 | 17.6 |
| 27 | Cyanide as CN | mg/L | BDL (0.01) | BDL (0.01) |
| 28 | Boron as B | mg/L | BDL (0.1) | BDL (0.1) |
| 29 | Fluoride as F | mg/L | 0.084 | 0.076 |
| 30 | Nitrate Nitrogen as $NO_3$ | mg/L | 2.72 | 2.5 |
| 31 | Anionic Detergents as MBAS | mg/L | BDL (0.1) | BDL (0.1) |
| 32 | Pesticides | mg/L | Not Detected | Not Detected |
| **Microbiological Parameters** | | | | |
| 33 | Coliform | /100 ml | Absent | Absent |
| 34 | E-Coli | /100 ml | Absent | Absent |

**H. T. Shah**
**Lab Manager**

POLLUCON LABORATORIES PVT. LTD. SURAT-7.

**Dr. Arun Bajpai**
**Lab Manager (Q)**

POLLUCON LABORATORIES PVT. LTD.

Environmental Auditors, Consultants & Analysts.
Cleaner Production / Waste Minimization Facilitator

Recognised by MoEF New Delhi Under Sec. 12 of Environmental (Protection) Act-1986

**TABLE NO.10.4 RESULTS OF DRINKING WATER [ESSENTIAL PARAMETER IN JULY 2026]**

| SR. NO. | TEST PARAMETERS | UNIT | July-26 | |
|---|---|---|---|---|
| | | | 16/07/2026 | |
| | | | Narmada Water Pump House | POB Building |
| 1 | Odour | -- | Agreeable | Agreeable |
| 2 | Colour | Hazen | BDL (1.0) | BDL (1.0) |
| 3 | Taste | -- | Agreeable | Agreeable |
| 4 | pH | -- | 7.73 | 7.78 |
| 5 | Turbidity | NTU | BDL (0.02) | BDL (0.02) |
| 6 | Total Dissolved Solids | mg/L | 286 | 268 |
| 7 | Total Hardness as $CaCO_3$ | mg/L | 41 | 47 |
| 8 | Residual Free Chlorine | mg/L | BDL (0.1) | BDL (0.1) |
| 9 | Chloride as Cl | mg/L | 31.99 | 29.99 |
| 10 | Fluoride as F | mg/L | 0.07 | 0.07 |
| 11 | Iron as Fe | mg/L | BDL (0.05) | BDL (0.05) |
| 12 | Coliform | /100 ml | Absent | Absent |
| 13 | E-Coli | /100 ml | Absent | Absent |

H. T. Shah
Lab Manager

POLLUCON LABORATORIES PVT. LTD. SURAT-7.

Dr. Arun Bajpai
Lab Manager (Q)

POLLUCON LABORATORIES PVT. LTD.

Environmental Auditors, Consultants & Analysts.
Cleaner Production / Waste Minimization Facilitator

Recognised by MoEF New Delhi Under Sec. 12 of Environmental (Protection) Act-1986

**TABLE NO.10.5 RESULTS OF DRINKING WATER [ESSENTIAL PARAMETER IN AUGUST 2026]**

| SR. NO. | TEST PARAMETERS | UNIT | August-26 | |
|---|---|---|---|---|
| | | | 14/08/2026 | |
| | | | Narmada Water Pump House | LO- Staff Canteen |
| 1 | Odour | -- | Agreeable | Agreeable |
| 2 | Colour | Hazen | BDL (1.0) | BDL (1.0) |
| 3 | Taste | -- | Agreeable | Agreeable |
| 4 | pH | -- | 7.53 | 7.61 |
| 5 | Turbidity | NTU | BDL (0.02) | BDL (0.02) |
| 6 | Total Dissolved Solids | mg/L | 254 | 239 |
| 7 | Total Hardness as $CaCO_3$ | mg/L | 30 | 24 |
| 8 | Residual Free Chlorine | mg/L | BDL (0.1) | BDL (0.1) |
| 9 | Chloride as Cl | mg/L | 27.99 | 21.99 |
| 10 | Fluoride as F | mg/L | 0.06 | 0.07 |
| 11 | Iron as Fe | mg/L | BDL (0.05) | BDL (0.05) |
| 12 | Coliform | /100 ml | Absent | Absent |
| 13 | E-Coli | /100 ml | Absent | Absent |

H. T. Shah
Lab Manager

POLLUCON LABORATORIES PVT. LTD. SURAT-7

Dr. Arun Bajpai
Lab Manager (Q)

POLLUCON LABORATORIES PVT. LTD.

Environmental Auditors, Consultants & Analysts.
Cleaner Production / Waste Minimization Facilitator

Recognised by MoEF New Delhi Under Sec. 12 of Environmental (Protection) Act-1986

**TABLE NO.10.6 RESULTS OF DRINKING WATER [FULL PARAMETER IN SEPTEMBER 2026]**

| SR. NO. | PARAMETERS | UNIT | September-26 15/09/2026 | |
|---|---|---|---|---|
| | | | Narmada Water Pump House | POB Building |
| **Chemical Parameters** | | | | |
| 1 | Odour | -- | Agreeable | Agreeable |
| 2 | Colour | Hazen | BDL (1.0) | BDL (1.0) |
| 3 | Taste | -- | Agreeable | Agreeable |
| 4 | pH Value | -- | 7.69 | 7.49 |
| 5 | Turbidity | NTU | BDL (0.02) | BDL (0.02) |
| 6 | Total Dissolved Solids | mg/L | 293 | 316 |
| 7 | Total Hardness as $CaCO_3$ | mg/L | 28 | 32 |
| 8 | Alkalinity | mg/L | 34 | 41 |
| 9 | Residual Free Chlorine | mg/L | BDL (0.1) | BDL (0.1) |
| 10 | Chloride as Cl | mg/L | 35.99 | 37.99 |
| 11 | Calcium as Ca | mg/L | 6.81 | 6.01 |
| 12 | Magnesium as Mg | mg/L | 2.67 | 4.13 |
| 13 | Mineral Oil | mg/L | BDL (0.1) | BDL (0.1) |
| 14 | Phenolic compounds as $C_6H_5OH$ | mg/L | BDL (0.0005) | BDL (0.0005) |
| 15 | Chromium as $Cr^{+6}$ | mg/L | BDL (0.05) | BDL (0.05) |
| 16 | Cadmium as Cd | mg/L | BDL (0.002) | BDL (0.002) |
| 17 | Copper as Cu | mg/L | BDL (0.02) | BDL (0.02) |
| 18 | Zinc as Zn | mg/L | BDL (0.05) | BDL (0.05) |
| 19 | Iron as Fe | mg/L | BDL (0.05) | BDL (0.05) |
| 20 | Lead as Pb | mg/L | BDL (0.005) | BDL (0.005) |
| 21 | Mercury as Hg | mg/L | BDL (0.0005) | BDL (0.0005) |
| 22 | Selenium as Se | mg/L | BDL (0.005) | BDL (0.005) |
| 23 | Aluminum as Al | mg/L | BDL (0.01) | BDL (0.01) |
| 24 | Manganese as Mn | mg/L | BDL (0.03) | BDL (0.03) |
| 25 | Arsenic as As | mg/L | BDL (0.002) | BDL (0.002) |
| 26 | Sulphate as $SO_4$ | mg/L | 13.49 | 16.1 |
| 27 | Cyanide as CN | mg/L | BDL (0.01) | BDL (0.01) |
| 28 | Boron as B | mg/L | BDL (0.1) | BDL (0.1) |
| 29 | Fluoride as F | mg/L | 0.071 | 0.081 |
| 30 | Nitrate Nitrogen as $NO_3$ | mg/L | 2.13 | 2.76 |
| 31 | Anionic Detergents as MBAS | mg/L | BDL (0.1) | BDL (0.1) |
| 32 | Pesticides | mg/L | Not Detected | Not Detected |
| **Microbiological Parameters** | | | | |
| 33 | Coliform | /100 ml | | |
| 34 | E-Coli | /100 ml | | |

H. T. Shah
Lab Manager

POLLUCON LABORATORIES PVT. LTD. SURAT-7.

Dr. Arun Bajpai
Lab Manager (Q)

POLLUCON LABORATORIES PVT. LTD.

Environmental Auditors, Consultants & Analysts.
Cleaner Production / Waste Minimization Facilitator

Recognised by MoEF, New Delhi Under Sec. 12 of Environmental (Protection) Act-1986

**TABLE NO.11 RESULTS OF SEWAGE WATER [APRIL 2026 TO SEPTEMBER 2026]**

| SR. NO. | PARAMETERS | UNIT | STP OUTLET PERMISSIBLE LIMIT# | TEST METHOD |
|---|---|---|---|---|
| 1 | pH | -- | 5.5 to 9.0 | IS 3025 (Part–11) Electrometric Method |
| 2 | Total Suspended Solids | mg/L | 20 | IS 3025 (Part – 17) |
| 3 | BOD (5 Days @ 20 °C) | mg/L | 10 | IS 3025 (Part–44) |
| 4 | COD | mg/L | 50 | APHA(23rd Edition) 5220 B |
| 5 | Total Nitrogen | mg/L | 10 | IS 3025 (Part 34) |
| 6 | Total Phosphorous | mg/L | 1.0 | APHA (24th Edition) 4500P B.4 |
| 7 | Fecal Coliform | MPN/ 100ml | < 1000 | APHA (23rd Edition) 9221 C & E |

**RESULTS OF SEWAGE WATER ANALYSIS**

| DATE OF SAMPLING | | | April-26 | | | |
|---|---|---|---|---|---|---|
| | | | 14/04/2026 | | 30/04/2026 | |
| SR. NO. | PARAMETERS | UNIT | STP Inlet | STP Outlet | STP Inlet | STP Outlet |
| 1 | pH | -- | 7.59 | 7.74 | 7.39 | 7.63 |
| 2 | Total Suspended Solids | mg/L | 75.46 | 15.62 | 81.27 | 12.68 |
| 3 | BOD (5 Days @ 20 °C) | mg/L | 79.36 | 6.29 | 79.86 | 6.73 |
| 4 | COD | mg/L | 338 | 27.84 | 329 | 27.69 |
| 5 | Total Nitrogen | mg/L | 3.79 | 2.58 | 3.78 | 2.19 |
| 6 | Total Phosphorous | mg/L | 1.150 | 0.806 | 1.290 | 0.756 |
| 7 | Fecal Coliform | MPN/ 100ml | >1600 | 63 | >1600 | 70 |

| DATE OF SAMPLING | | | May-26 | | | |
|---|---|---|---|---|---|---|
| | | | 15/05/2026 | | 29/05/2026 | |
| SR. NO. | PARAMETERS | UNIT | STP Inlet | STP Outlet | STP Inlet | STP Outlet |
| 1 | pH | -- | 7.41 | 7.63 | 7.53 | 7.75 |
| 2 | Total Suspended Solids | mg/L | 67.38 | 12.91 | 63.14 | 12.38 |
| 3 | BOD (5 Days @ 20 °C) | mg/L | 74.68 | 5.38 | 74.28 | 5.34 |
| 4 | COD | mg/L | 312 | 23.74 | 304 | 25.46 |
| 5 | Total Nitrogen | mg/L | 4.09 | 3.62 | 3.16 | 1.94 |
| 6 | Total Phosphorous | mg/L | 1.240 | 0.986 | 1.080 | 0.832 |
| 7 | Fecal Coliform | MPN/ 100ml | >1600 | 130 | >1600 | 84 |

H. T. Shah
Lab Manager

POLLUCON LABORATORIES PVT. LTD. SURAT-7

Dr. Arun Bajpai
Lab Manager (Q)

POLLUCON LABORATORIES PVT. LTD.

Environmental Auditors, Consultants & Analysts.
Cleaner Production / Waste Minimization Facilitator

Recognised by MoEF New Delhi Under Sec. 12 of Environmental (Protection) Act-1986

| DATE OF SAMPLING | | | June-26 | | | |
|---|---|---|---|---|---|---|
| | | | 15/06/2026 | | 30/06/2026 | |
| SR. NO. | PARAMETERS | UNIT | STP Inlet | STP Outlet | STP Inlet | STP Outlet |
| 1 | pH | -- | 7.36 | 7.51 | 7.29 | 7.37 |
| 2 | Total Suspended Solids | mg/L | 112.00 | 18.00 | 118.00 | 16.00 |
| 3 | BOD (5 Days @ 20 °C) | mg/L | 84.00 | 6.80 | 70.00 | 9.40 |
| 4 | COD | mg/L | 298 | 24.00 | 306 | 36.00 |
| 5 | Total Nitrogen | mg/L | 3.48 | 2.78 | 2.84 | 2.30 |
| 6 | Total Phosphorous | mg/L | 1.060 | 0.840 | 1.350 | 0.810 |
| 7 | Fecal Coliform | MPN/ 100ml | >1600 | 140 | >1600 | 94 |

| DATE OF SAMPLING | | | July-26 | | | |
|---|---|---|---|---|---|---|
| | | | 16/07/2026 | | 31/07/2026 | |
| SR. NO. | PARAMETERS | UNIT | STP Inlet | STP Outlet | STP Inlet | STP Outlet |
| 1 | pH | -- | 7.46 | 7.63 | 7.58 | 7.74 |
| 2 | Total Suspended Solids | mg/L | 89.24 | 19.86 | 72.98 | 17.68 |
| 3 | BOD (5 Days @ 20 °C) | mg/L | 72.38 | 5.12 | 70.37 | 8.12 |
| 4 | COD | mg/L | 346 | 25.16 | 352 | 40.98 |
| 5 | Total Nitrogen | mg/L | 3.38 | 3.04 | 3.37 | 2.08 |
| 6 | Total Phosphorous | mg/L | 0.978 | 0.672 | 0.942 | 0.816 |
| 7 | Fecal Coliform | MPN/ 100ml | >1600 | 94 | >1600 | 58 |

| DATE OF SAMPLING | | | August-26 | | | |
|---|---|---|---|---|---|---|
| | | | 14/08/2026 | | 31/08/2026 | |
| SR. NO. | PARAMETERS | UNIT | STP Inlet | STP Outlet | STP Inlet | STP Outlet |
| 1 | pH | -- | 7.38 | 7.53 | 7.49 | 7.68 |
| 2 | Total Suspended Solids | mg/L | 79.14 | 10.26 | 87.56 | 13.73 |
| 3 | BOD (5 Days @ 20 °C) | mg/L | 68.26 | 6.34 | 66.28 | 5.34 |
| 4 | COD | mg/L | 298 | 25.14 | 306 | 23.86 |
| 5 | Total Nitrogen | mg/L | 3.28 | 2.87 | 2.68 | 2.17 |
| 6 | Total Phosphorous | mg/L | 1.390 | 0.794 | 1.180 | 0.824 |
| 7 | Fecal Coliform | MPN/ 100ml | >1600 | 210 | >1600 | 170 |

H. T. Shah
Lab Manager

POLLUCON LABORATORIES PVT. LTD. SURAT-7

Dr. Arun Bajpai
Lab Manager (Q)

POLLUCON LABORATORIES PVT. LTD.

Environmental Auditors, Consultants & Analysts.
Cleaner Production / Waste Minimization Facilitator

Recognised by MoEF New Delhi Under Sec. 12 of Environmental (Protection) Act-1986

| DATE OF SAMPLING | | | September-26 | | | |
|---|---|---|---|---|---|---|
| | | | 15/09/2026 | | 29/09/2026 | |
| SR. NO. | PARAMETERS | UNIT | STP Inlet | STP Outlet | STP Inlet | STP Outlet |
| 1 | pH | -- | 7.24 | 7.38 | 7.45 | 7.72 |
| 2 | Total Suspended Solids | mg/L | 86.72 | 13.24 | 75.24 | 11.68 |
| 3 | BOD (5 Days @ 20 °C) | mg/L | 67.92 | 4.84 | 70.32 | 4.16 |
| 4 | COD | mg/L | 286 | 24.76 | 296 | 23.74 |
| 5 | Total Nitrogen | mg/L | 2.75 | 2.56 | 3.28 | 2.36 |
| 6 | Total Phosphorous | mg/L | 1.250 | 0.912 | 1.180 | 0.834 |
| 7 | Fecal Coliform | MPN/ 100ml | >1600 | 110 | >1600 | 120 |

## SEWAGE WATER REPORT OBSERVATION

| SR. NO. | PARAMETERS | UNIT | STP Outlet | | Permissible Limit** |
|---|---|---|---|---|---|
| | | | Max. | Min. | |
| 1 | pH | -- | 7.75 | 7.37 | 5.5 to 9.0 |
| 2 | Total Suspended Solids | mg/L | 19.86 | 10.26 | 20 |
| 3 | BOD (5 Days @ 20 °C) | mg/L | 9.40 | 4.16 | 10 |
| 4 | COD | mg/L | 40.98 | 23.74 | 50 |
| 5 | Total Nitrogen | mg/L | 3.62 | 1.94 | 10 |
| 6 | Total Phosphorous | mg/L | 0.986 | 0.672 | 1.0 |
| 7 | Fecal Coliform | MPN/ 100ml | 210 | 58 | < 1000 |

**: Details provided by customer.

H. T. Shah
Lab Manager

POLLUCON LABORATORIES PVT. LTD. SURAT-7.

Dr. Arun Bajpai
Lab Manager (Q)

POLLUCON LABORATORIES PVT. LTD.

Environmental Auditors, Consultants & Analysts.
Cleaner Production / Waste Minimization Facilitator

Recognised by MoEF, New Delhi Under Sec. 12 of Environmental (Protection) Act-1986

## TABLE NO.12 RESULTS OF STACK MONITORING

### PERMISSIBLE LIMIT FOR STACK MONITORING

| SR. NO. | TEST PARAMETER | UNIT | GPCB LIMIT** | TEST/SAMPLING METHOD |
|---|---|---|---|---|
| 1 | Particulate Matter | $mg/Nm^3$ | 150 | IS:11255 (Part-1) |
| 2 | Sulfur Dioxide as $SO_2$ | ppm | 100 | IS:11255 (Part-2) |
| 3 | Oxides of Nitrogen as $NO_X$ | ppm | 50 | IS: 11255 (Part-7) |

**Details provided by customer.

### RESULTS OF STACK MONITORING

| Date of Monitoring | | | June-26 | | |
|---|---|---|---|---|---|
| | | | 15/06/2026 | | |
| Sampling Location | | | SS-1 DG Set -1 (125 KVA) | SS-2 DG Set -2 (125 KVA) | SS-3 DG Set -3 (125 KVA) |
| SR. NO. | TEST PARAMETER | UNIT | RESULT | | |
| 1 | Particulate Matter | $mg/Nm^3$ | 28.64 | 24.25 | 24.58 |
| 2 | Sulfur Dioxide as $SO_2$ | ppm | 6.43 | 5.42 | 4.84 |
| 3 | Oxides of Nitrogen as $NO_X$ | ppm | 36.58 | 35.47 | 32.68 |
| 4 | **Noise Level Monitoring** | | | | |
| 4.1 | Near DG Set | dB(A) | 70.8 | 71.2 | 73.5 |

H. T. Shah
Lab Manager

POLLUCON LABORATORIES PVT. LTD. SURAT-7

Dr. Arun Bajpai
Lab Manager (Q)

POLLUCON LABORATORIES PVT. LTD.

Environmental Auditors, Consultants & Analysts.
Cleaner Production / Waste Minimization Facilitator

Recognised by MoEF, New Delhi Under Sec. 12 of Environmental (Protection) Act-1986

**TABLE NO. 13 RESULTS OF DUMP POND DISCHARGE**

| SR. NO. | PARAMETERS | UNIT | TEST METHOD |
|---|---|---|---|
| 1 | pH | -- | IS 3025 (Part–11) Electrometric Method |
| 2 | Total Dissolved Solids | mg/L | IS 3025 (Part-16) |
| 3 | Total Suspended Solids | mg/L | IS 3025 (Part – 17) |
| 4 | Turbidity | NTU | APHA (23rd Edition) 2130 B |
| 5 | BOD (3 Days @ 27 °C) | mg/L | IS 3025 (Part– 44) |
| 6 | Dissolved Oxygen | mg/L | IS 3025 (Part–38) Titrimetric Method |
| 7 | COD | mg/L | APHA (23rd Edition) 5220 B Open Reflux Method |
| 8 | Salinity | ppt | APHA 2550 B |
| 9 | Oil & Grease | mg/L | APHA (23rd Edition) 5520 B |
| 10 | Total Hardness as CaCO3 | mg/L | IS 3025 (Part–21) EDTA Method |
| 11 | Fluoride as F | mg/L | APHA (23rd Edition) 4500 F D SPANDS Method |
| 12 | Chloride as Cl | mg/L | IS 3025 (Part–32) Argentometric Method |
| 13 | Zinc as Zn | mg/L | APHA (23rd Edition) 3111 B |
| 14 | Cadmium as Cd | mg/L | APHA (23rd Edition) 3111 B |
| 15 | Lead as Pb | mg/L | APHA (23rd Edition) 3111 B |
| 16 | Mercury as Hg | mg/L | APHA (23rd Edition) 3112 B |

H. T. Shah
Lab Manager

POLLUCON LABORATORIES PVT. LTD. SURAT-7.

Dr. Arun Bajpai
Lab Manager (Q)

POLLUCON LABORATORIES PVT. LTD.

Environmental Auditors, Consultants & Analysts.
Cleaner Production / Waste Minimization Facilitator

Recognised by MoEF, New Delhi Under Sec. 12 of Environmental (Protection) Act-1986

**RESULTS OF DUMP POND DISCHARGE**

| Location Name | | | Dump Pond Near TT4 | |
|---|---|---|---|---|
| Date | | | April-26 | July-26 |
| | | | 14/04/2026 | 16/07/2026 |
| SR. NO. | TEST PARAMETER | UNIT | RESULTS | RESULTS |
| 1 | pH | -- | 8.13 | 8.06 |
| 2 | Total Dissolved Solids | mg/L | 1146 | 1021 |
| 3 | Total Suspended Solids | mg/L | 37 | 29 |
| 4 | Turbidity | NTU | 6.28 | 5.14 |
| 5 | BOD (3 Days @ 27 °C) | mg/L | 30.64 | 24.72 |
| 6 | Dissolved Oxygen | mg/L | 5.90 | 4.60 |
| 7 | COD | mg/L | 129 | 108 |
| 8 | Salinity | ppt | BDL (2.0) | BDL (2.0) |
| 9 | Oil & Grease | mg/L | BDL (2.0) | BDL (2.0) |
| 10 | Total Hardness as CaCO3 | mg/L | 141 | 119 |
| 11 | Fluoride as F | mg/L | 0.128 | 0.157 |
| 12 | Chloride as Cl | mg/L | 189 | 148 |
| 13 | Zinc as Zn | mg/L | 0.073 | 0.081 |
| 14 | Cadmium as Cd | mg/L | BDL (0.002) | BDL (0.002) |
| 15 | Lead as Pb | mg/L | 0.008 | 0.017 |
| 16 | Mercury as Hg | mg/L | BDL (0.005) | BDL (0.005) |

Note: Minimum Detection Limit; Oil & Grease: 2.0 mg/L, Cadmium as Cd: 0.001 mg/L, Mercury as Hg: 0.00025mg/L

H. T. Shah
Lab Manager

POLLUCON LABORATORIES PVT. LTD. SURAT-7.

Dr. Arun Bajpai
Lab Manager (Q)

POLLUCON LABORATORIES PVT. LTD.

Environmental Auditors, Consultants & Analysts.
Cleaner Production / Waste Minimization Facilitator

Recognised by MoEF, New Delhi Under Sec. 12 of Environmental (Protection) Act-1986

**FIGURE NO.3 WIND ROSE DIAGRAM [APRIL 2026 TO SEPTEMBER 2026]**

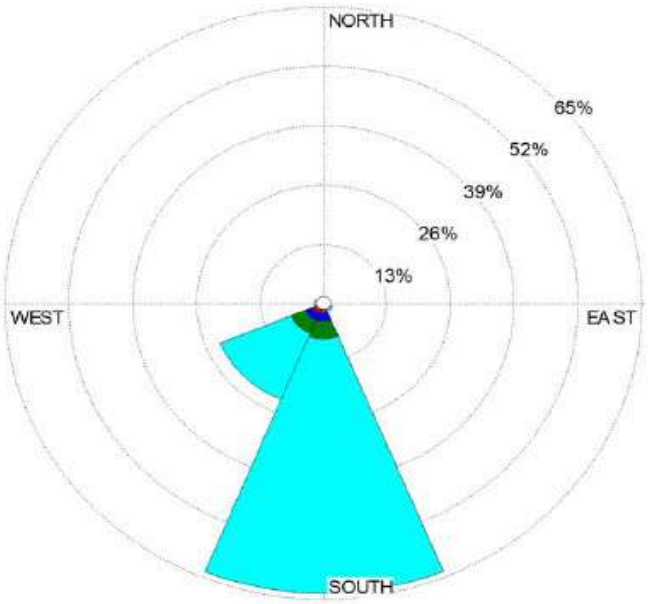


WIND SPEED (m/s)

- >= 2.50
- 2.00 - 2.50
- 1.50 - 2.00
- 1.00 - 1.50
- 0.50 - 1.00
- 0.00 - 0.50

Calms: 0.00%

H. T. Shah
Lab Manager

POLLUCON LABORATORIES PVT. LTD. SURAT-7

Dr. Arun Bajpai
Lab Manager (Q)

# Annexure- 6

## Green Zone Details of Tuna Port (AKBTPL)

## up to Sep '26

| CURRENT GREEN ZONE DETAILS OF TUNA PORT (AKBTPL) UP TO SEPTEMBER'2026 | | | | | | |
|---|---|---|---|---|---|---|
| **Sr. No.** | **Location** | **Area (Ha)** | **Tree (No.)** | **Shrubs (SQM)** | **Green Carpet (SQM)** | **Palm (No.)** |
| 1. | Site Office Building and POB Building Area, SS-01 Building, Canteen Area | 2.54 | 5271 | 4800 | 1305 | 709 |
| 2. | Pump House & Main Road Parallel towards SS-02 | 0.65 | 3478 | 150 | 00 | 14 |
| 3. | At Outside Main Gate (Zero Point to Port Main Gate 5 Km Road) | 0.42 | 1310 | 00 | 00 | 288 |
| 4. | SS-2 Building Area & Jetty Road | 2.64 | 4105 | 450 | 00 | 1084 |
| 5. | Internal Road surround Railway Building, Custom House, Security Main Gate, TT-03, Coal Yard Area | 2.57 | 7040 | 210 | 00 | 28 |
| 6. | Near Weigh Bridge -04 | 0.24 | 2380 | 00 | 00 | 00 |
| **Total** | | **9.06** | **23584** | **5610** | **1305** | **2123** |

# Annexure- 7

## Details of CSR activities carried out by Adani Foundation in H1 of F.Y. 2026-27

| adani Ports and Logistics | Adani Kandla Bulk Terminal Pvt. Ltd.-Tuna | From: Apr '26<br>To : Sep '26 |
|---|---|---|

**Status of the Conditions stipulated in Environment and CRZ Clearance**

| Sr. No. | Particulars | Approved Budget F.Y. 2026-27 (in INR Lakhs) | | | Serving | Exp. upto | % of utilization |
|---|---|---|---|---|---|---|---|
| | | Capex | Opex | Total | | | |
| A | Education | - | 25.19 | 25.19 | 21.81 | 3.38 | 13.41% |
| B | Community Health | - | 1.50 | 1.50 | 0.76 | 0.74 | 49.33% |
| C | Climate Action | - | 11.75 | 11.75 | 9.75 | 2.00 | 17.02% |
| D | Community Development | - | 53.70 | 53.70 | 26.10 | 27.6 | 51.40% |
| | **Total Budget:** | **-** | **92.14** | **92.14** | **58.42** | **33.72** | **36.6%** |

| adani Ports and Logistics | Adani Kandla Bulk Terminal Pvt. Ltd.-Tuna | From: Apr '26<br>To : Sep '26 |
|---|---|---|

## Status of the Conditions stipulated in Environment and CRZ Clearance












**The Adani Foundation, AKBTPL- Tuna, and GKGH Bhuj collaborated to organize multi-speciality health camps in Vira, Tuna & Fishermen Vasahat CSR villages.**





**Adani Foundation provided green fodder support to Rampar & Tuna villages (3 nos. of gaushala). Total 1250 nos. of cattle covered.**

| adani Ports and Logistics | Adani Kandla Bulk Terminal Pvt. Ltd.-Tuna | From: Apr '26<br>To : Sep '26 |
|---|---|---|

## Status of the Conditions stipulated in Environment and CRZ Clearance





**Adani Foundation provided drinking water supply nearest coastal region ( Vira Bander & Dhavar Varo Bander, Total 980 beneficiary )**





The plantation program was carried out at the Police Station and surrounding villages as part of environmental sustainability initiatives

# Annexure- 8

## Photographs of Green belt Developement

| adani Ports and Logistics | Adani Kandla Bulk Terminal Pvt. Ltd.-Tuna | From: Apr '26<br>To : Sep '26 |
|---|---|---|

## Status of the Conditions stipulated in Environment and CRZ Clearance








